



Mountain Rides Transportation Authority

Public Notice

Regular Meeting of the Board of Directors

Thursday, June 20, 2024, 2:00 pm

Ketchum City Hall, 191 5th St West, Ketchum, ID 83340

Join on your computer, mobile app or room device:

<https://ketchumidaho-org.zoom.us/j/83193636654>

Meeting ID: 831 9363 6654

Mountain Rides Board of Directors

Chair Grady Burnett (Sun Valley), Vice-Chair Tom Blanchard (Bellevue), Secretary Kristin Derrig (Ketchum), Peter Hendricks (Sun Valley), Muffy Davis (Blaine Co.), Martha Burke (Hailey), Neil Bradshaw (Ketchum), Melody Mattson (at-large)

Agenda

1. **Call to Order**
2. **Comments** from the Chair, Members, and Staff
3. **Public Comment** re: Items not on the Agenda (and questions from the press)
4. **Action item:** Consent Agenda (**Pg 1**)
 - a. Approve/file: Minutes of Regular Board Meeting, May 16, 2024 (**Pg 2-5**)
 - b. Approve/file: Minutes of Planning & Marketing Committee, June 5, 2024 (**Pg 6**)
 - c. Approve/file: Minutes of Finance & Performance Committee, June 10, 2024 (**Pg 7**)
 - d. Receive/file: Performance Dashboard, April 2024 (**Pg 8-29**)
 - e. Receive/file: April 2024 Operating Financial Statements and Bills Paid (**Pg 30-39**)
 - f. Receive/file: Report from Director, Fleet, Maintenance & Facilities; Director, Community Transportation; Director, Transit Operations; Manager, Finance & Administration; Executive Director (**Pg 40-44**)
5. **Discussion item:** FY25 Budget Update (**Pg 45**)
6. **Discussion item:** Mountain Rides and 2025 World Cup Finals (**Pg 46**)
7. **Discussion item:** Items of Interest to the Members (**Pg 47**)
8. **Adjourn**

Public information regarding agenda items is available from Mountain Rides at 800 1st Ave. North, Ketchum, or 208-788-7433. Anyone needing special accommodation to attend the above-noticed meeting should contact Mountain Rides, at 208-788-7433, two days prior to the meeting.



RECORDED

**REGULAR MEETING MINUTES
MOUNTAIN RIDES TRANSPORTATION AUTHORITY
Thursday, May 16, 2024, 1:00 p.m.
Hailey City Hall, 115 Main Street South, Hailey, ID 83333**

The Mountain Rides Transportation Authority's Board of Directors met in a Regular Meeting in person and via conference call.

PRESENT: Vice-chair Tom Blanchard (Bellevue), Peter Hendricks (Sun Valley), Neil Bradshaw (Ketchum), Melody Mattson (at-large), and Muffy Davis (Blaine County)

NOT PRESENT: Grady Burnett (Sun Valley) and Kristin Derrig (Ketchum) Martha Burke (Hailey)

ALSO PRESENT: Mountain Rides Executive Director, Wally Morgus
Mountain Rides Director, Communications, Kim MacPherson
Mountain Rides Director, Maintenance, Carlos Tellez
Mountain Rides Director, Transit Operation, Jamie Canfield
Mountain Rides Manager of Finance, Jerry Garcia
Mountain Rides Finance & Administration Specialist, Liz Ruiz

1. CALL TO ORDER

Vice-chair Tom Blanchard called to order the meeting of Thursday, May 16, 2024, at 1:05 pm. Tom took roll and determined that a quorum was present.

2. COMMENTS FROM THE CHAIR, BOARD MEMBERS, and STAFF

There were no comments.

3. PUBLIC COMMENTS

There were none.

4. ACTION ITEM: Consent Agenda

- a. *Approve/file: Minutes of Regular Board Meeting, April 17, 2024*
- b. *Approve/file: Minutes of Planning & Marketing Committee, May 1, 2024*
- c. *Approve/file: Minutes of Finance & Performance Committee, May 8, 2024*
- d. *Receive/file: Performance Dashboard, March 2024*
- e. *Receive/file: March 2024 Operating Financial Statements and Bills Paid and March quarterly Capital, Facilities, Workforce Housing, and Contingency Fund Financial Statements and Bills Paid*

- f. *Receive/file: Report from Director, Fleet, Maintenance & Facilities; Director, Community Transportation; Director, Transit Operations; Manager, Finance & Administration; Executive Director*

Peter Hendricks noticed that the expenses for the van service had been fairly high over the revenue for the last three months and asked what was happening.

Jerry Garcia answered that they are currently working on changing tires from winter to summer tires and also had to replace windshields. Towards the end of winter, they always have to change windshields.

Wally Morgus agreed and said that this is the typical cyclical nature of vanpool. They start catching up, and revenue starts exceeding expenses as they move deeper into the summer and have more vans in service. Wally said if they looked at March 2023, they would see a typical progression.

Peter Hendricks said it would be interesting to see a fiscal year-end report to see if expenses exceed revenue or if it's mostly breakeven.

Wally Morgus said it's close to breakeven, but revenue typically exceeds expenses by a small amount.

Jerry Garcia also stated that they don't have as many vans out during the winter as in the summer because of the landscaping and seasonal workers.

Wally said they will see the revenue and expense balance go the other way as they go into the summer, and by the end of the fiscal year, they should be at breakeven or a bit of a profit on the costs.

Peter also added that he noticed that revenue is above on the actuals, and expenses are below on the actuals and congratulated the Mountain Rides team.

Wally said we are finally catching up because we had the third payroll budgeted for March. We have been collecting our reimbursements on the 5311, and as usual, our joint powers are right on the mark with their payments.

Tom Blanchard asked what is happening on the blue route that the expenses are so much higher.

Jerry Garcia responded by saying that they are paying 2 dollars extra for any routes that go past 11 p.m. There have also been tire replacements on the Blue Route buses.

Tom Blanchard asked if the Finance Committee could have a conversation regarding the chart showing where we are distributed on a monthly basis, as well as some other issues that are equally vague, to make them more precise, get rid of them or change them.

Neil Bradshaw moved to receive, approve, adopt, and file the Consent Agenda. Melody Mattson seconded. The motion passed.

5. ACTION ITEM: *Approve Purchase of Two (2) Light-duty Battery Electric Buses.*

Wally Morgus said they identified Phoenix Motorcars as the OEM (Original Equipment Manufacturer) vendor from which they would like to purchase their next round of light-duty electric buses through a quote process complying with the Idaho code.

Wally also mentioned that they received three quotes, and Phoenix's quote came in as the lowest. we feel like they are the best quality in sustainability, and Phoenix has been around since 2003. Wally also said that with their assessment by every measure, they can determine Phoenix Motorcars is a reliable OEM provider that will stick around.

Neil Bradshaw asked about the vehicle floor plan and whether the floor plan in the packet is the one they are going with or if they are still deciding on one. Neil also asked if there were wheelchair positions.

Wally Morgus answered that they already have the floor plan; it's the one provided in the package. Wally also said that there were wheelchair positions and that they have drop-down seats for when wheelchairs are not in place.

Muffy Davis asked what service the vans will be used for.

Wally Morgus said they will be used mostly on the Red Route, but they could also be deployed on the Hailey and Silver routes, and depending on demand, they could also be deployed to Twin Falls. Wally also said that's why they are looking at adding a charging station at St. Lukes in Twin Falls so they can top off when they are in Twin Falls using that vehicle. Wally said the station is a four or five-thousand-dollar item.

Melody Mattson asked how long it takes to charge them.

Carlos Tellez responded that they charge in 3 hours.

Melody Mattson moved to approve and adopt the purchase of the 2 light-duty battery electric buses. Muffy Davis seconded. The motion passed.

6. DISCUSSION ITEM: Airport Service

Wally Morgus discussed the process of the Airport Service. Wally talked about a solution using the Valley Route but not going into the airport on every run. They have looked at the flight schedule and are tailoring the proposal for service around the flight schedule. They are sending the Valley Route to the airport on its northbound run 3 times a day, and southbound 2 runs will go into the airport. Wally also talked about the big one being the late-night arrival; they will send the northbound valley bus into the airport at around 11:20, which will service that last flight. Basically, 6 Valley Route runs a day into the airport.

Wally Morgus also talked about the cost going down to about \$105k for the year. Wally said he thinks they have come up with a really good solution.

Tom Blanchard mentioned that we should keep in mind that we don't want to increase the time for the valley route.

Neil Bradshaw commented that the Air Service Board approved funding towards the electric bus facility in Bellevue, and they approved 700k. Neil also said that the funding for the airport service could potentially come from the Air Service Board, and the Air Service Board will discuss whether they want to fund it or not. Neil also said that 100K is much more manageable for the Air Service Board. Neil also said that he would rather have the route run a little later other than time it perfectly to catch the last stragglers. He also said that we will continue to look at this, and he will bring it to the Air Service Board's Attention at the appropriate time.

Peter Hendricks said that he hopes that when we announce this, we target the phrase Pilot Program because this is not the final way to look at this. Peter also asked if there was ever a contemplation of cutting the valley route service to make room for the airport service. Wally Morgus responded that, yes, they were contemplating running the valley route from downtown Ketchum straight up the highway to Saddle Rd rather than into Warmspring past the YMCA and around that way to make up the time.

7. DISCUSSION ITEM:

Items of Interest to the Members

8. ADJOURNMENT

Melody Mattson moved to adjourn the meeting at 1:47 pm. Muffy Davis seconded. The motion carried unanimously.

Chair Grady Burnett



Planning & Marketing Committee

Regular Monthly Meeting

Wednesday, June 5, 2024, 11:00am

MINUTES

In Attendance: Grady Burnett, Kristin Derrig, Melody Mattson, Wally Morgus, Kim MacPherson, Jamie Canfield and Carols Tellez

- 1) Call to Order**
- 2) Comments** from the Chair and Members
 - a) Kristin Derrig mentioned that due to the construction, riders were having a hard time figuring out when the buses were coming. Kim MacPherson said the website has been updated.
- 3) Discuss:** Update on Late night van service for employees
 - a) Kim MacPherson gave an update to the discussion about the possibility of a late night vanpool. Kim held one meeting so far which was poorly attended. She will have another one this summer.
- 4) Discuss:** High – Level overview of FY25 Budget
 - a) Wally Morgus gave an update on the budget process to date.
 - b) Kristin Derrig asked if the Blue Route could run half an hour to an hour later on Thursday, Friday and Saturday. Wally Morgus said we could revisit a possibility of a reintroduction to the service and suggested there may be trade – offs.
- 5) Discuss:** Other matters for consideration by the Committee
 - a) The group spoke about the ebus on loan to us from Damera which we have been running on the Blue Route. Carlos Tellez said they were probably not in our budget.
- 6) Adjourn at 11:52am**



Finance & Performance Committee

Regular Monthly Meeting

Monday, June 10, 2024, 12:00 pm

Minutes

Present: Peter Hendricks, Neil Bradshaw, Muffy Davis, Wally Morgus, Kim MacPherson, Jamie Canfield, Carlos Tellez, Jerry Garcia, and Liz Ruiz

1) Call to Order

a) Neil Bradshaw called to order at 12:09 pm

2) Comments from the Chair and Members

a) No Comments.

3) Review: April 2024 Operating Financial Statements and Bills Paid.

a) The group went over the financials and bills paid with Jerry Garcia to answer questions. The committee recommended adding this to the consent agenda to be received and filed by the board. All members approved.

4) Discuss: FY25 ICRMP Renewal Premium and Deductible.

a) Jerry Garcia informed the committee of a 40% increase in premiums for fiscal year 2025, which amounts to an increase of \$73,698.

5) Review: FY25 Budget DRAFT

a) Wally Morgus presented the first draft of the FY2025 Budget

6) Discuss: Other Matters for Consideration by the Committee

a) No Comments.

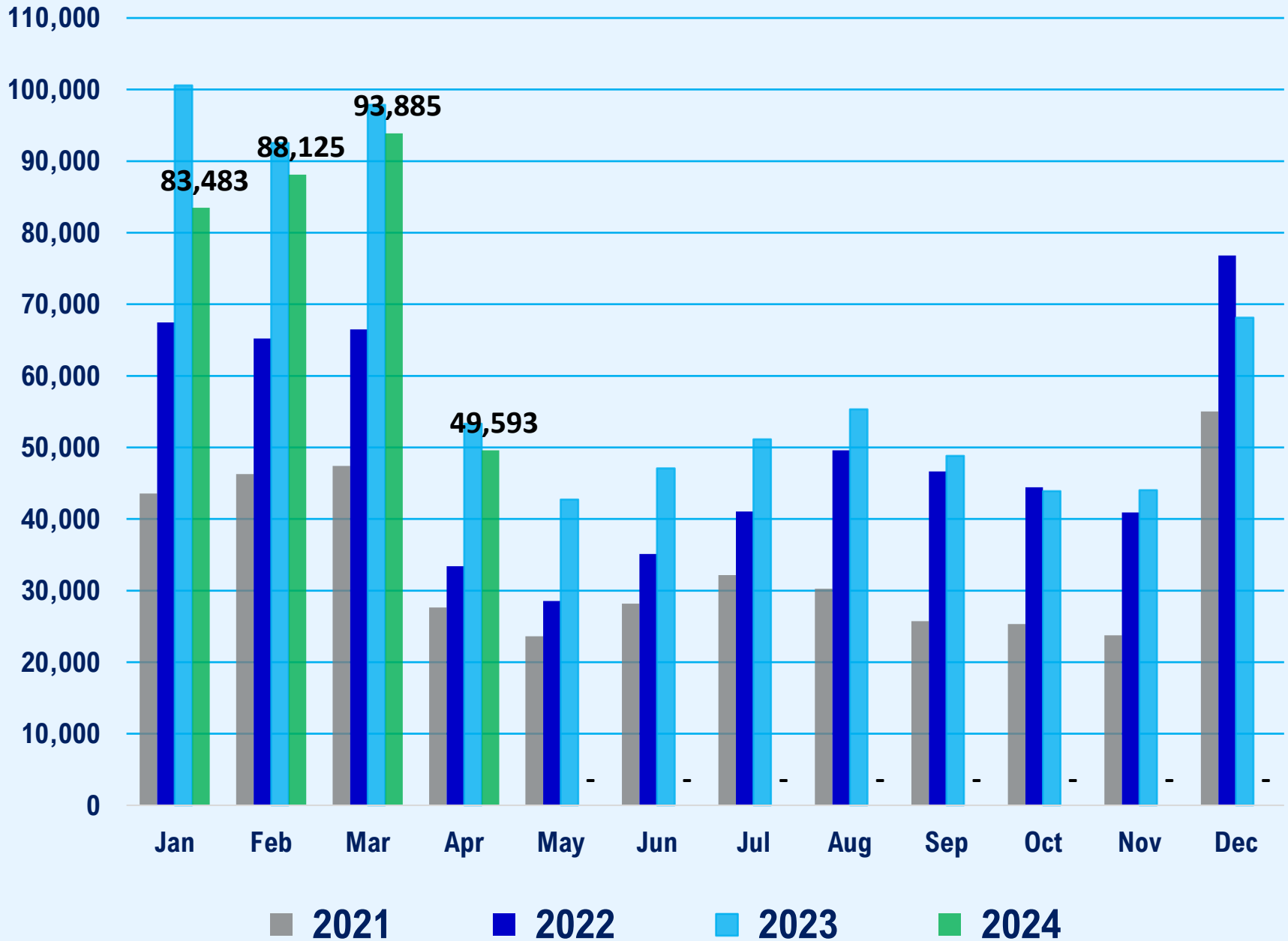
7) Adjourn

a) Neil Bradshaw made a motion to adjourn at 12:34 pm, and Muffy Davis seconded.

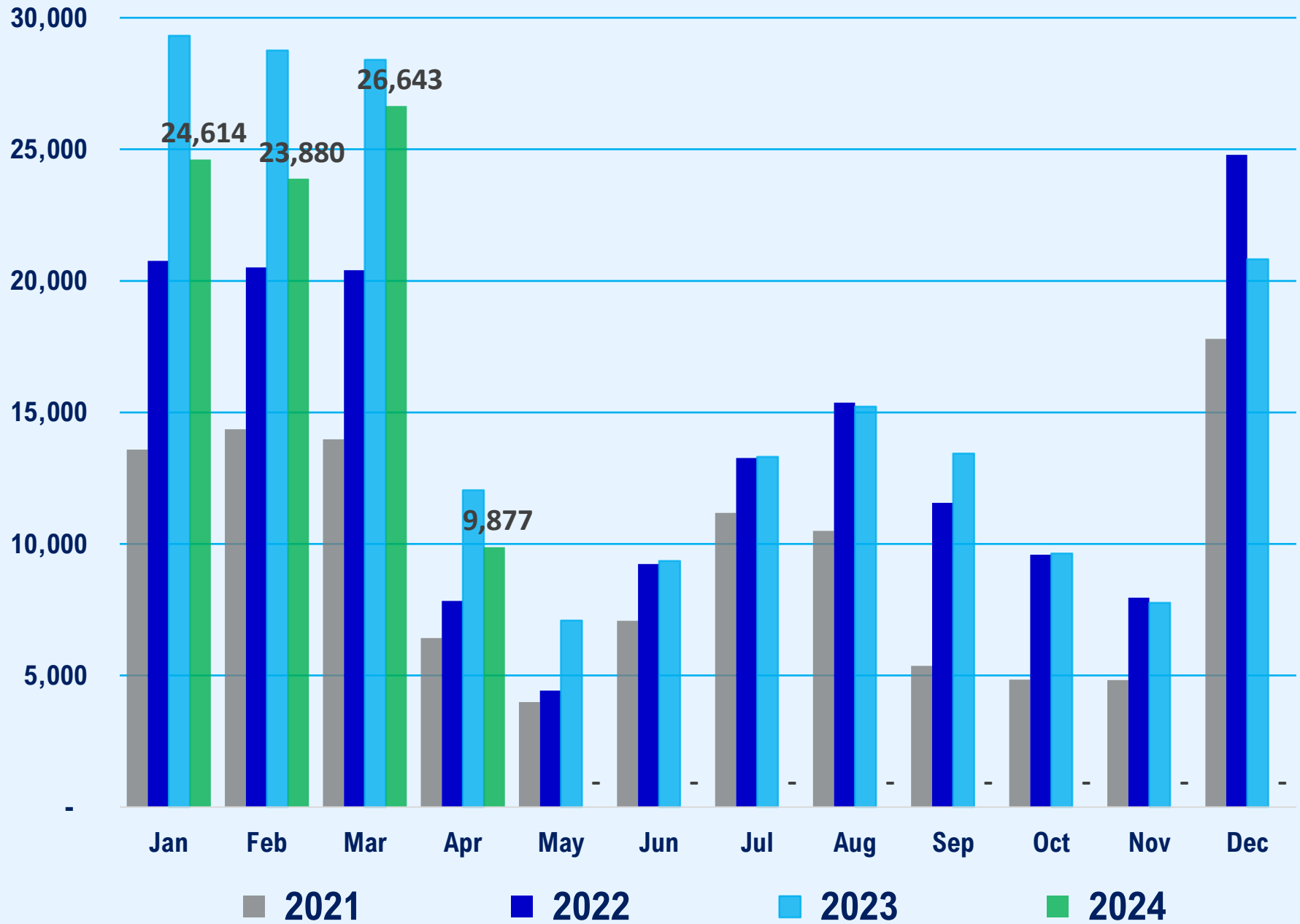
Public information supporting agenda items is available at the Mountain Rides office at 800 1st Ave. North, Ketchum, or by requesting a copy by calling Mountain Rides at 208.788.7433.

Any person needing special accommodation to attend the above noticed meeting should contact Mountain Rides at least 72 hours in advance of the meeting by calling 208.788.7433.

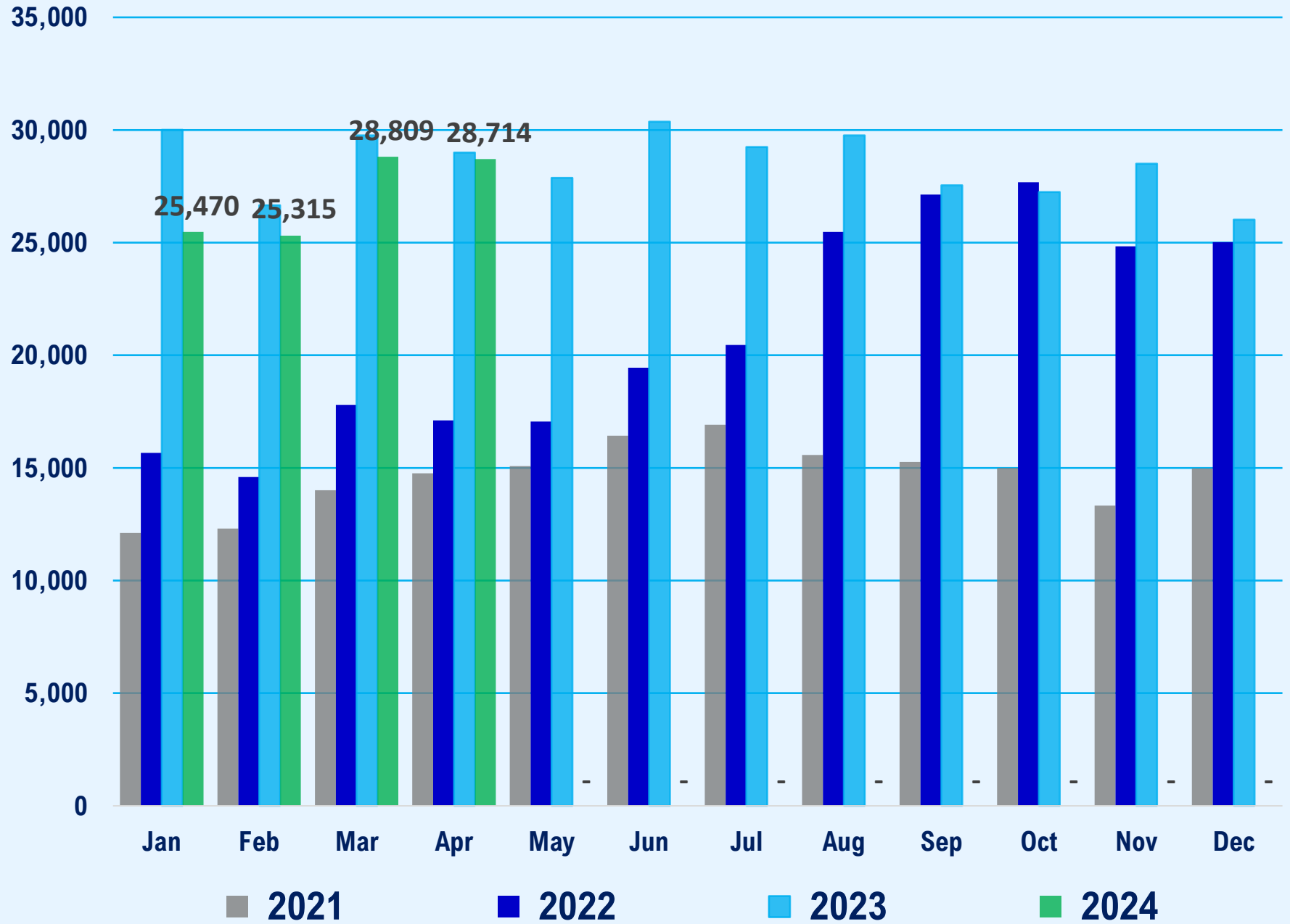
MRTA Total Riders



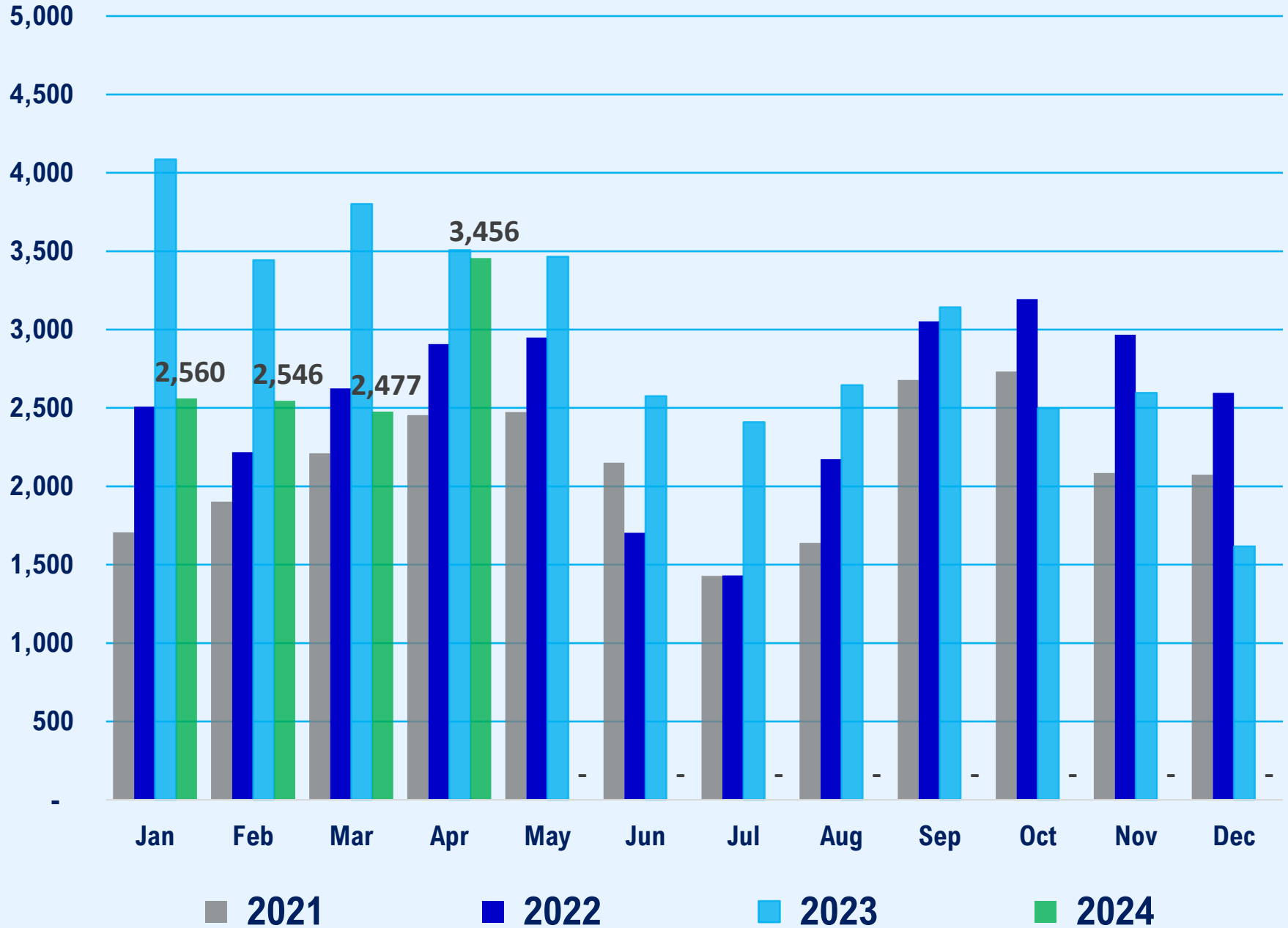
MRTA Blue Route Riders



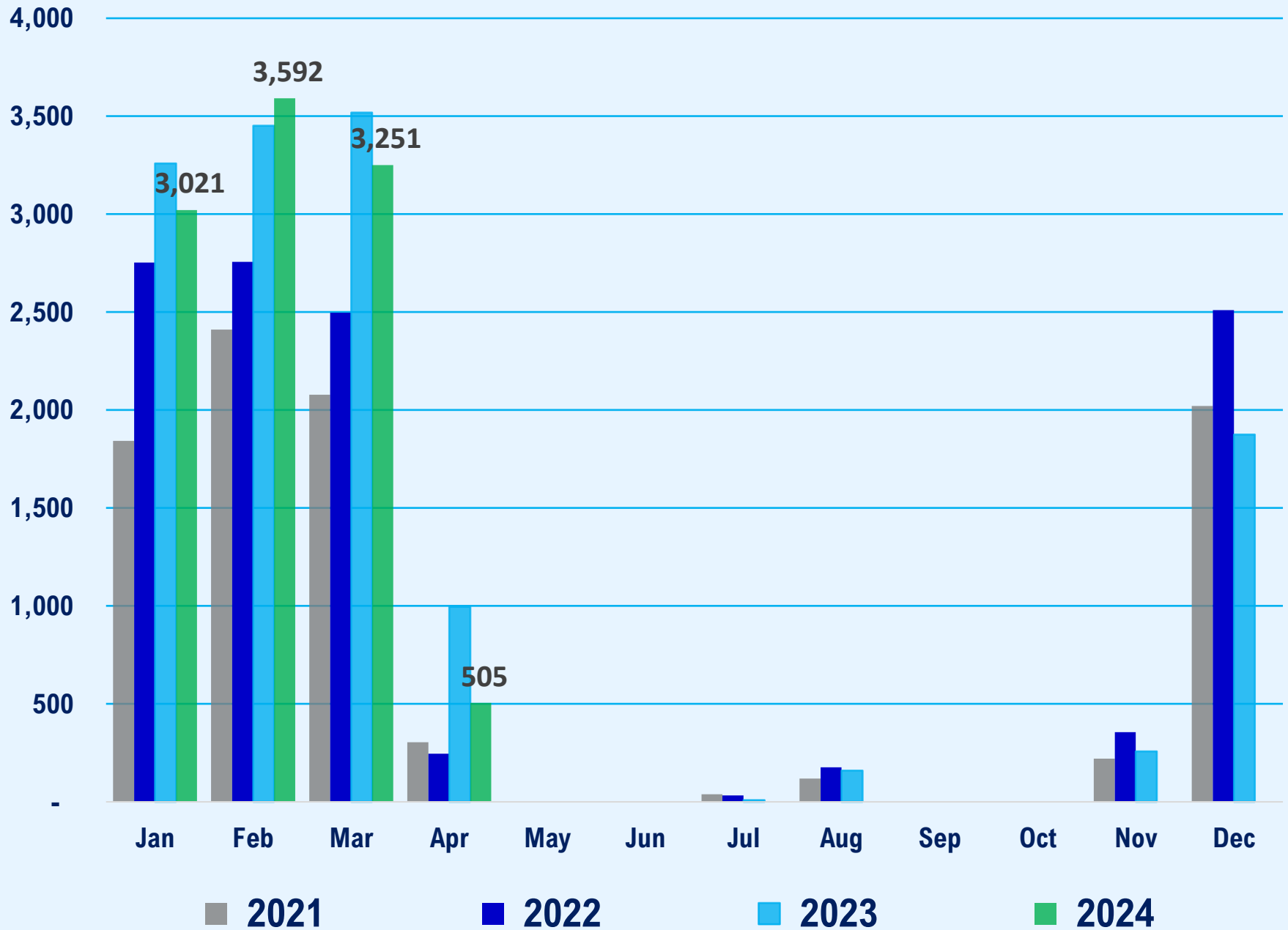
MRTA Valley Route Riders



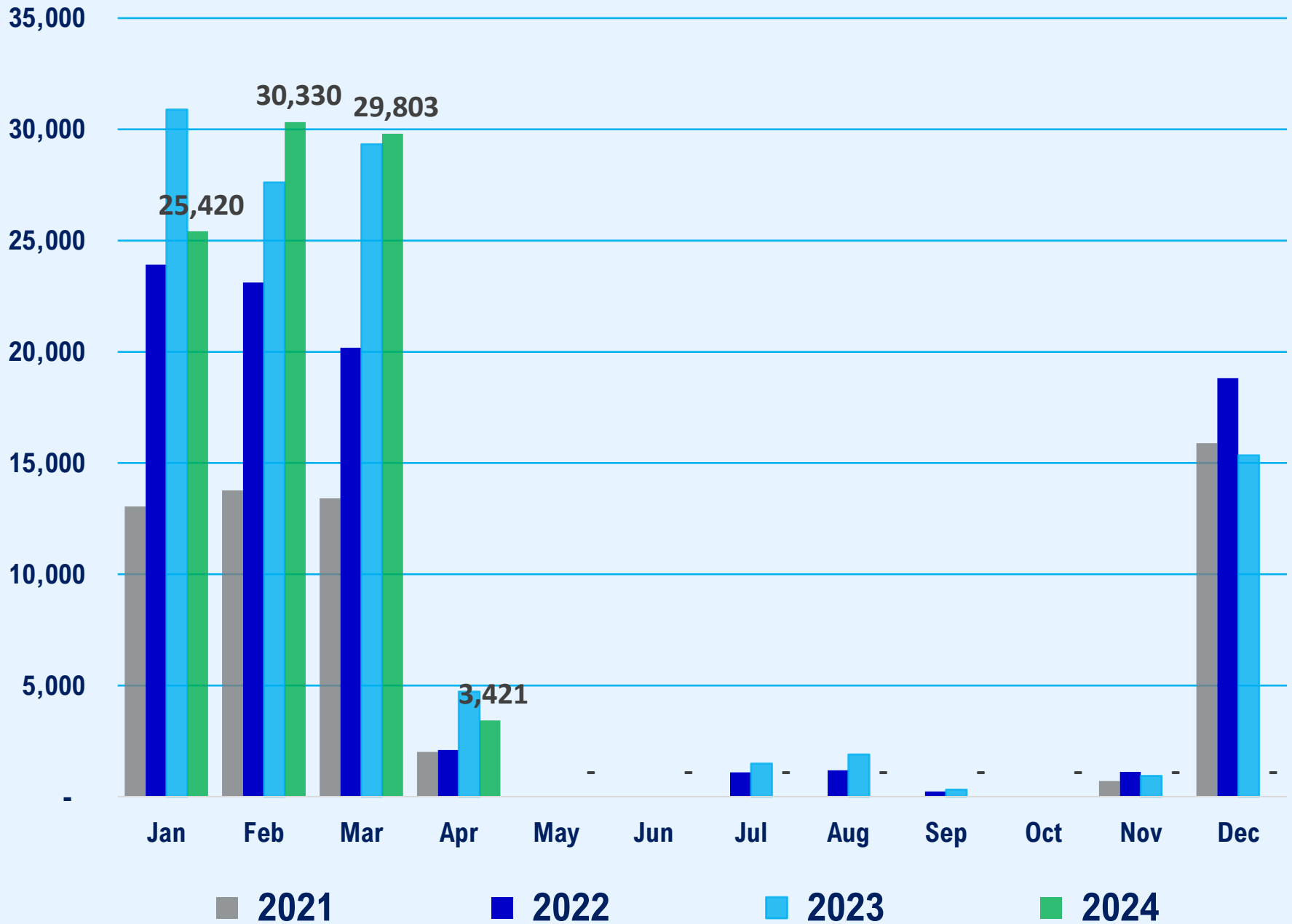
MRTA Hailey Route Riders



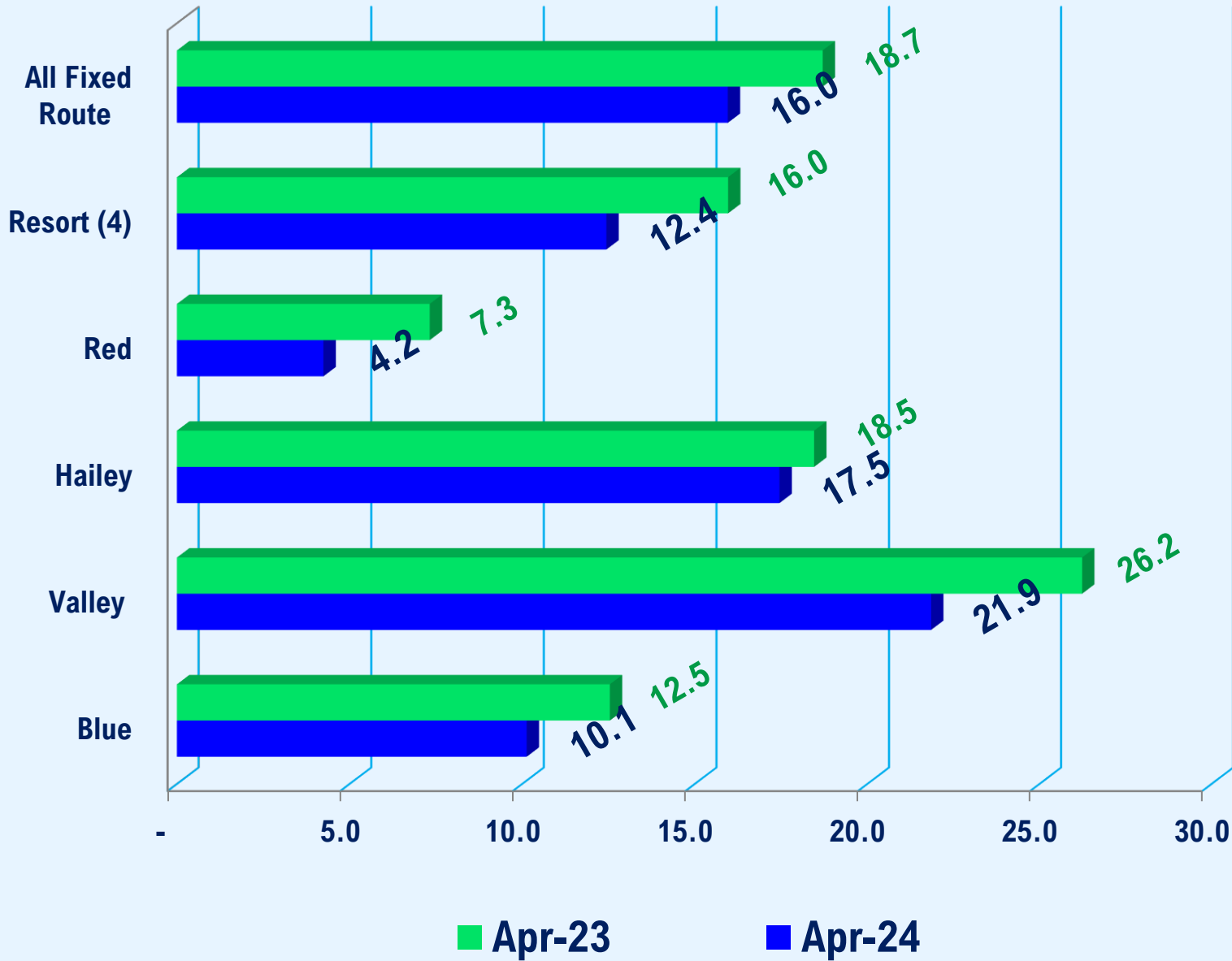
MRTA Red Route Riders



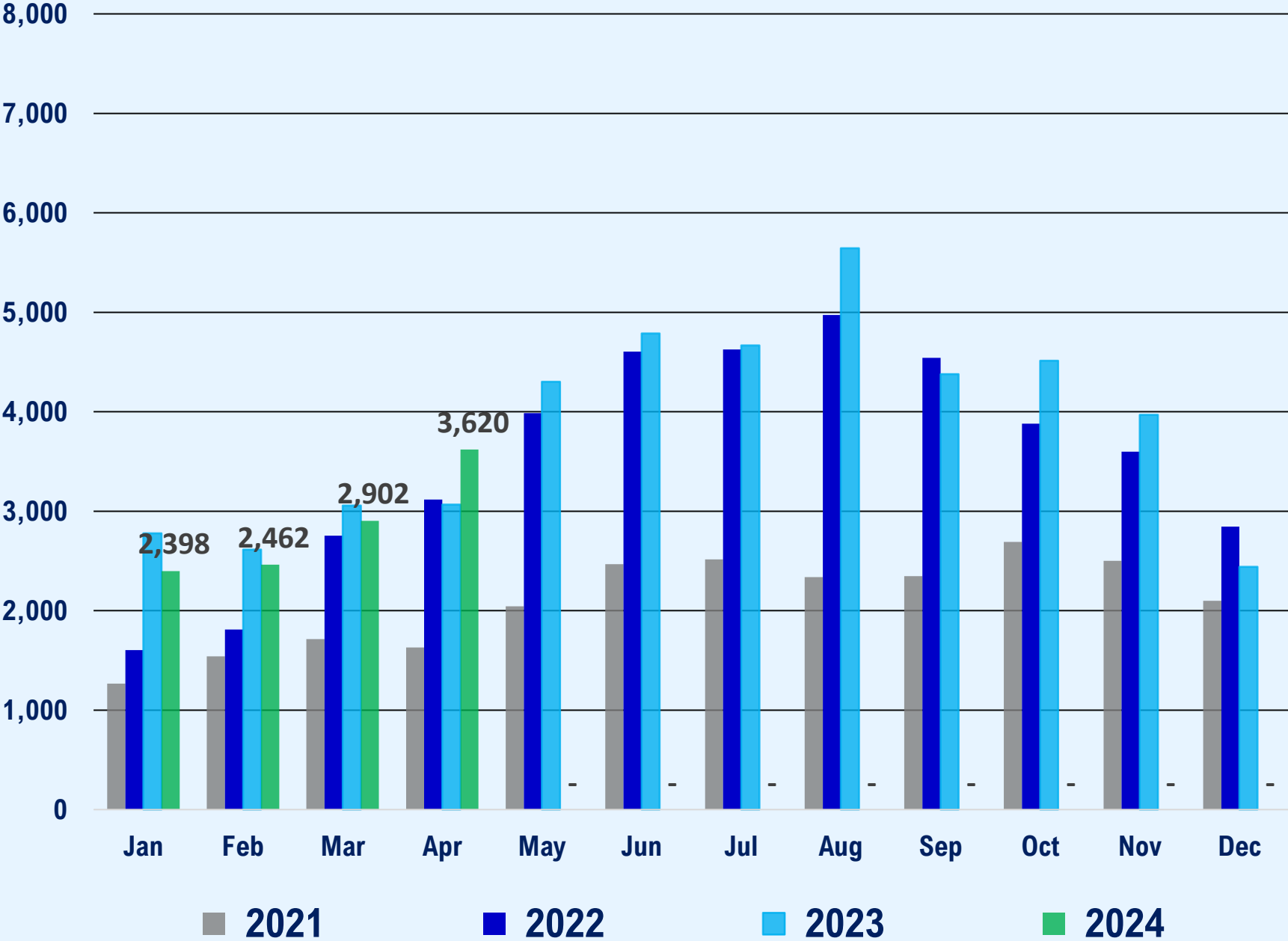
MRTA Resort Routes (Bronze, Silver, Gold) Riders



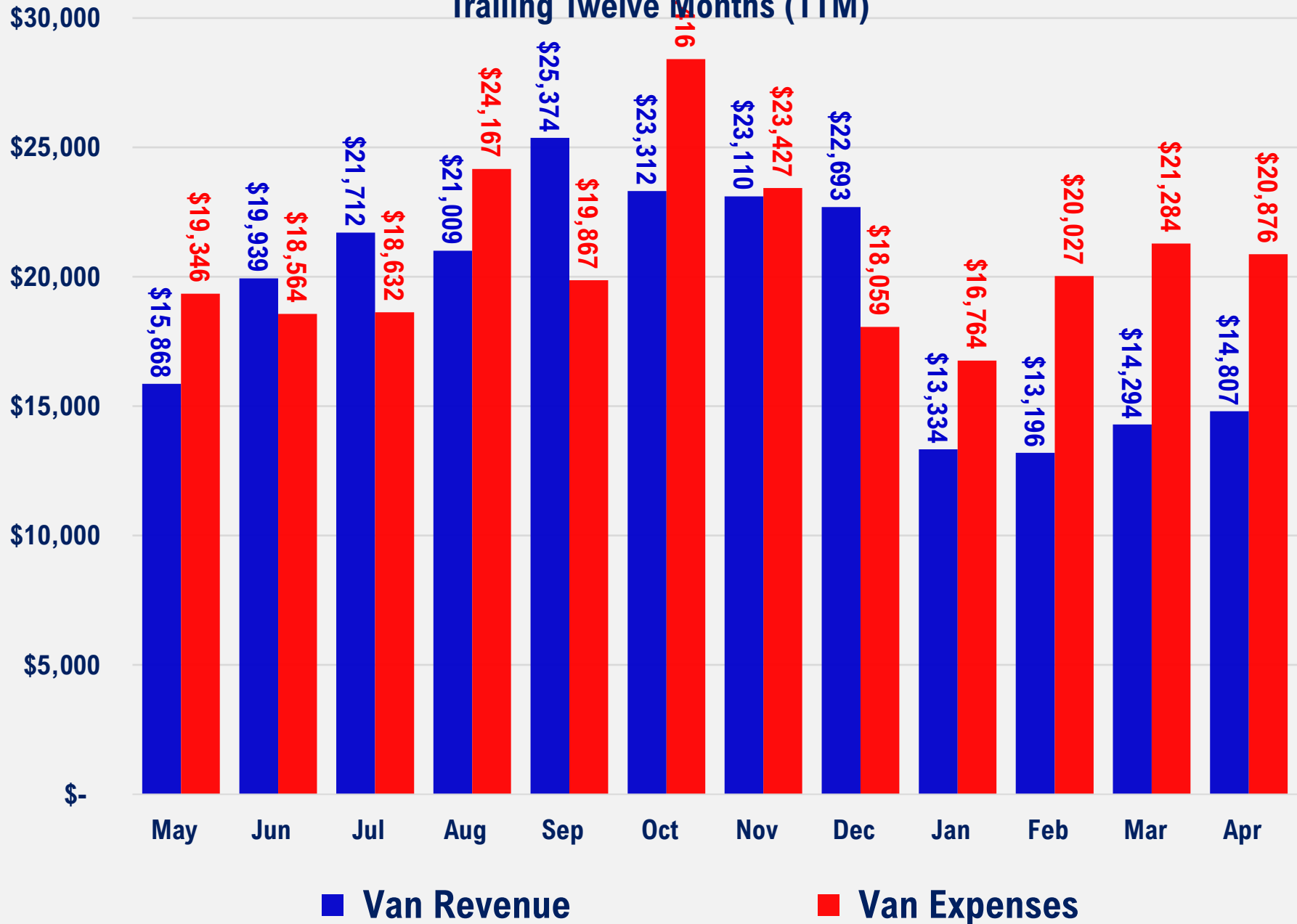
MRTA Riders per Hour



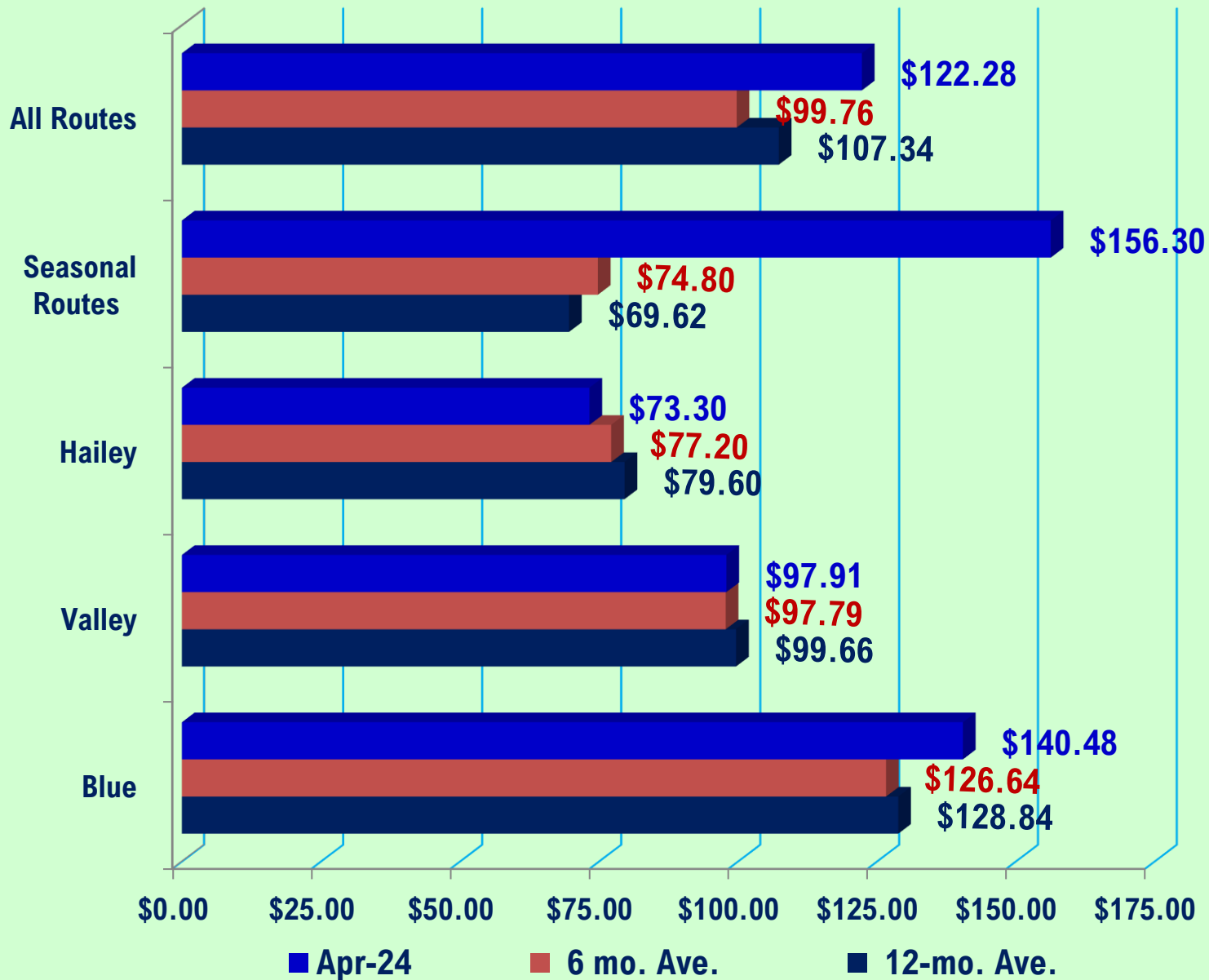
MRTA Vanpool Riders



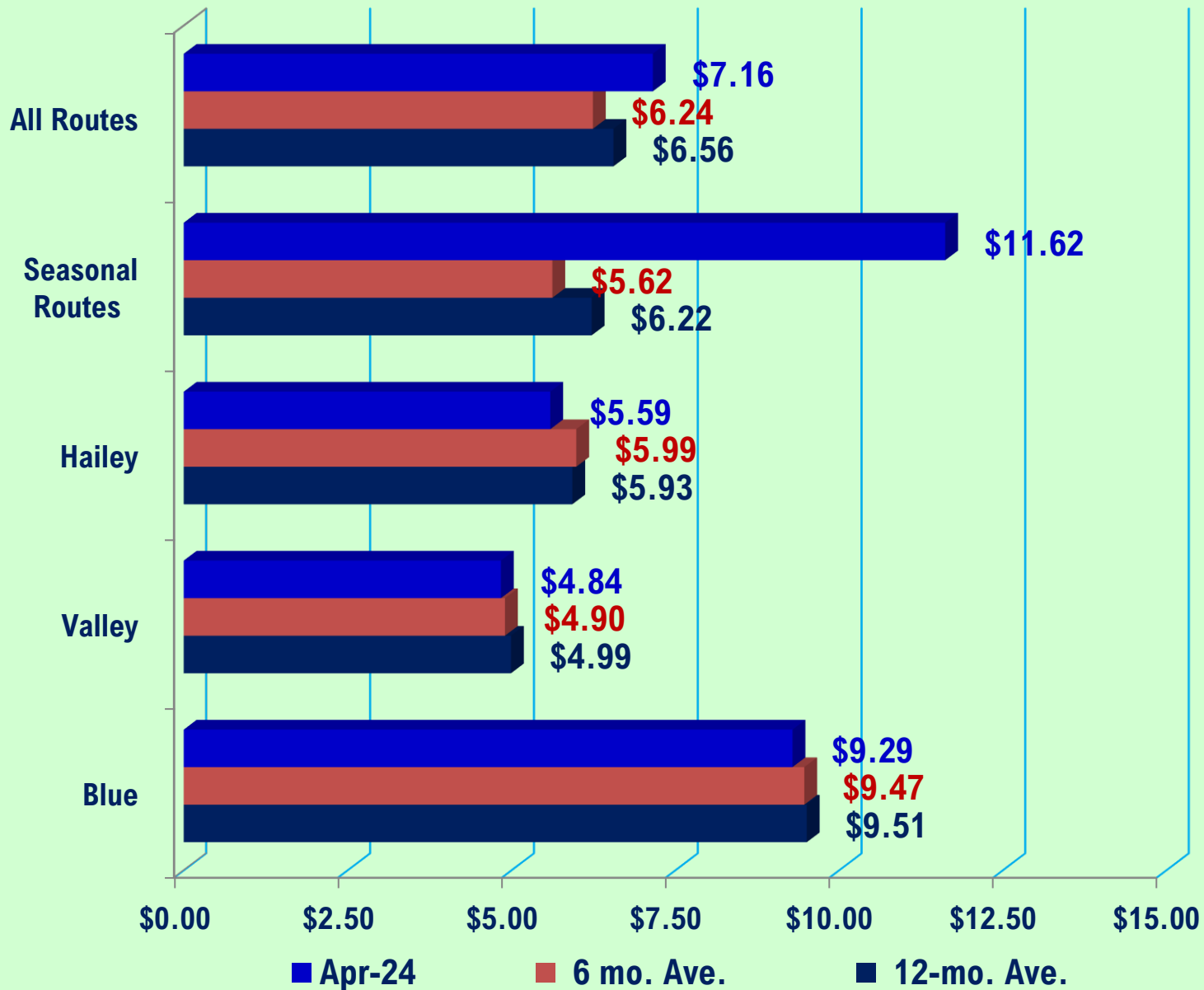
Vanpool Revenue & Expense Trailing Twelve Months (TTM)



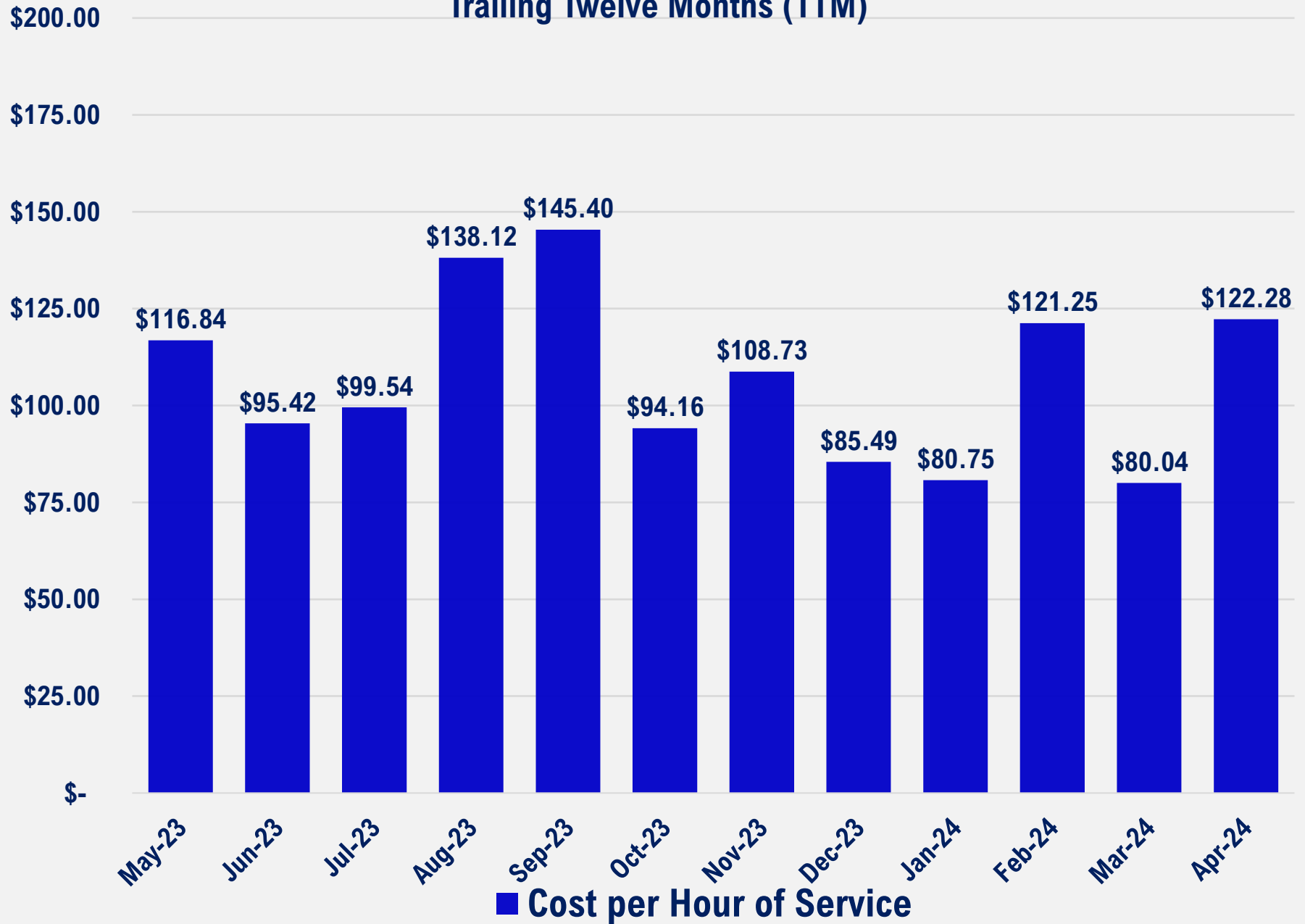
MRTA Cost per Hour of Service



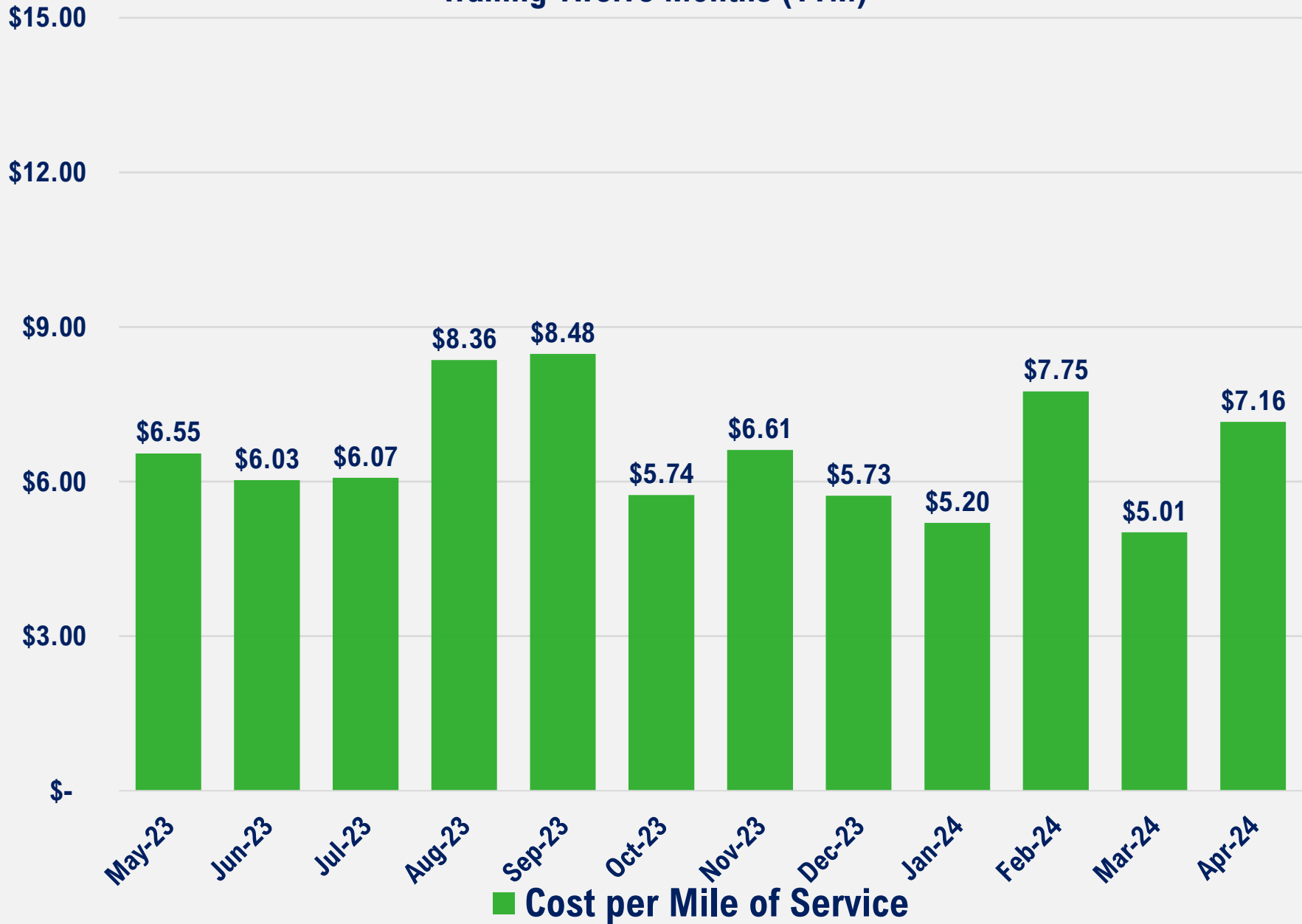
MRTA Cost per Mile of Service



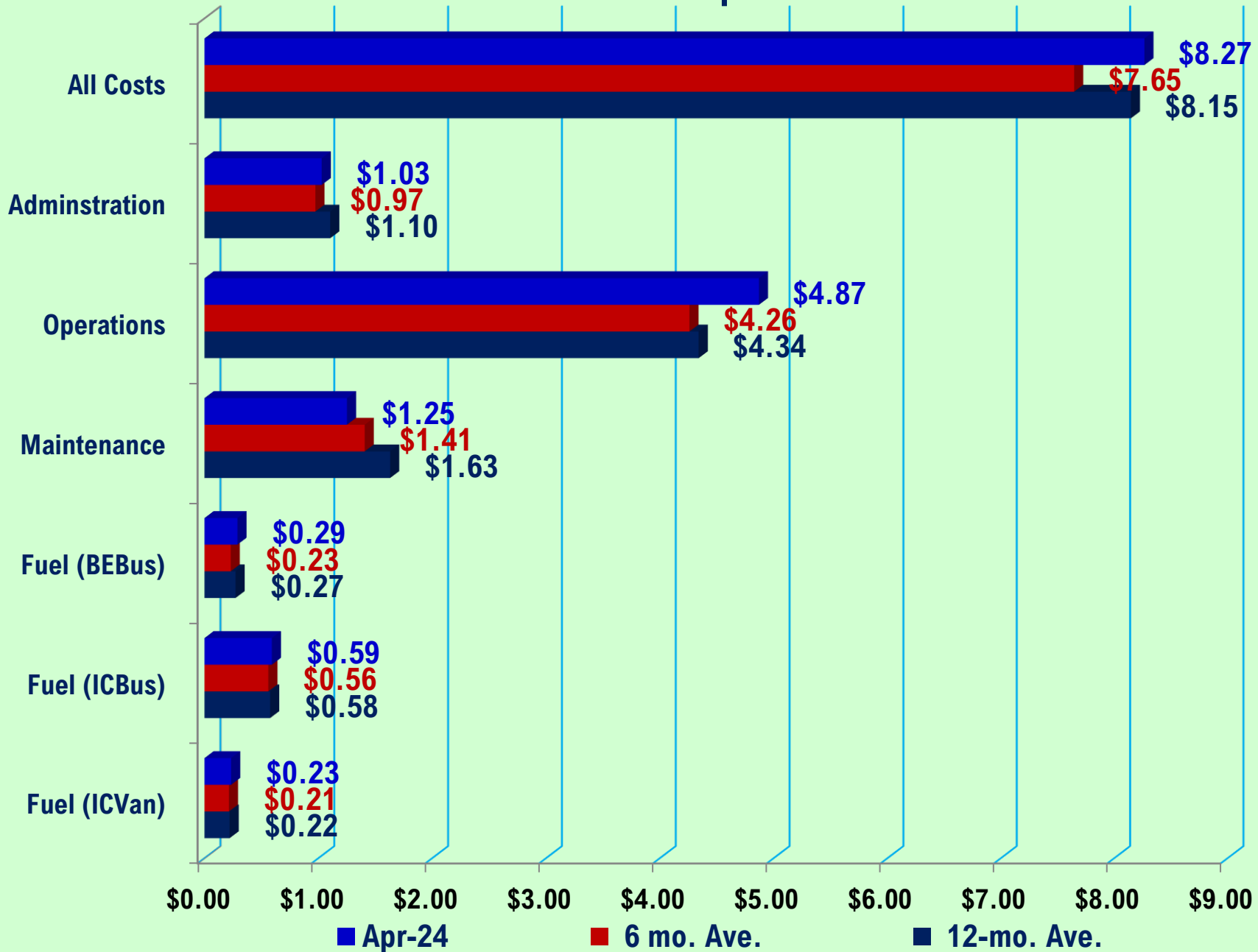
Total Cost per Hour of Service - All Routes Trailing Twelve Months (TTM)



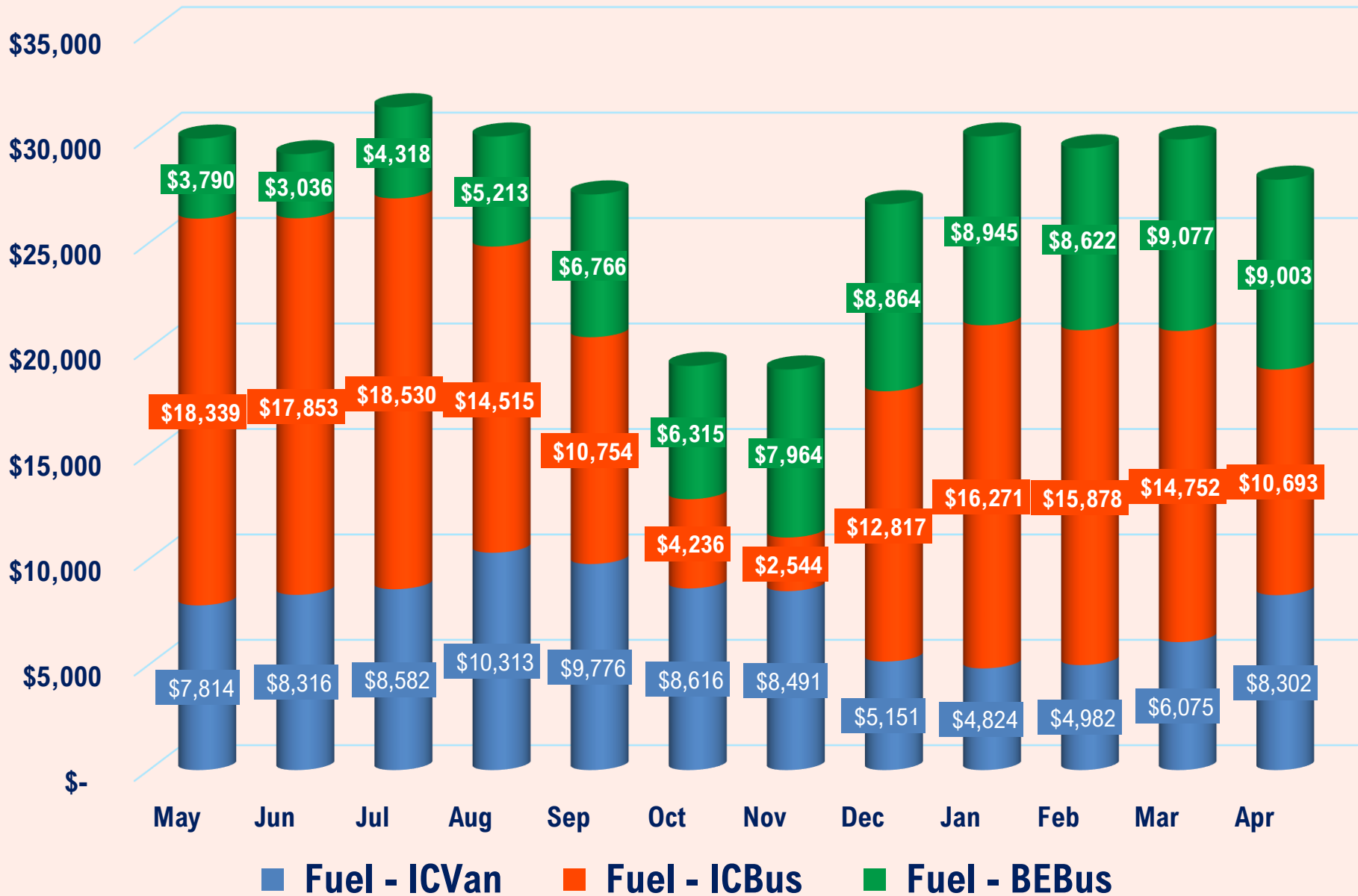
Total Cost per Mile of Service - All Routes Trailing Twelve Months (TTM)



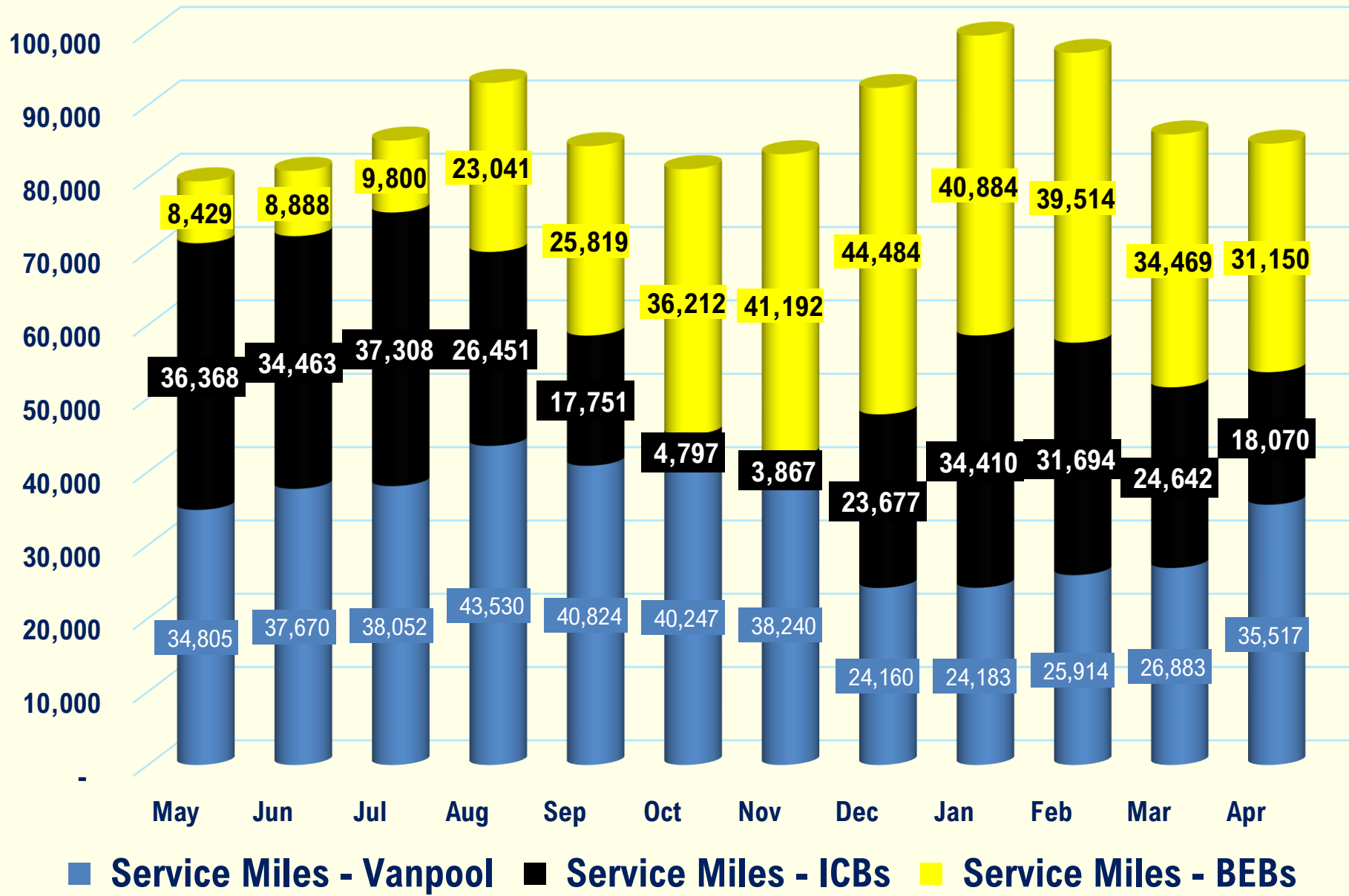
MRTA Cost per Mile



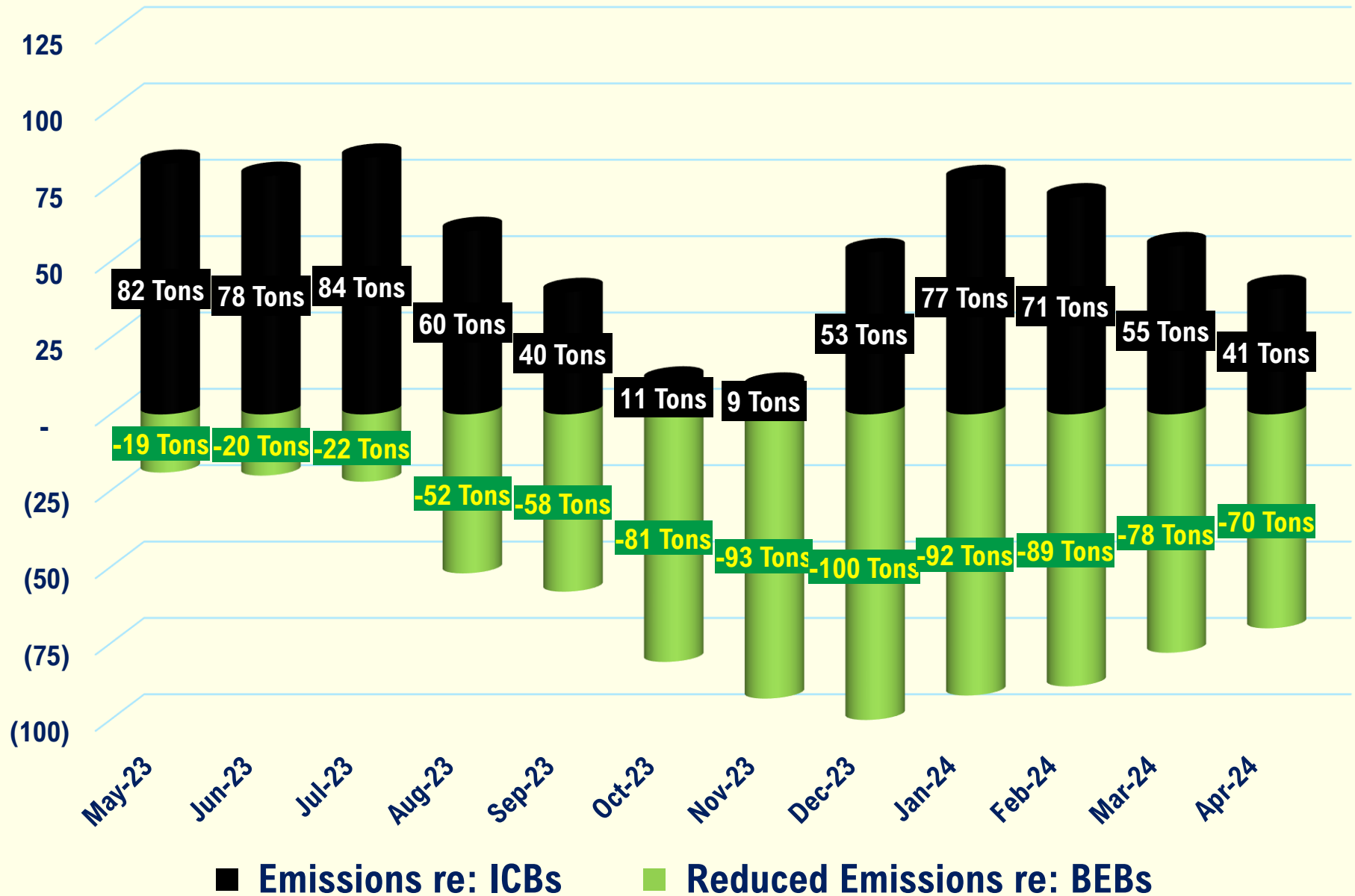
Fuel Expense Trailing Twelve Months (TTM)



Service Miles by Vehicle Type Trailing Twelve Months (TTM)

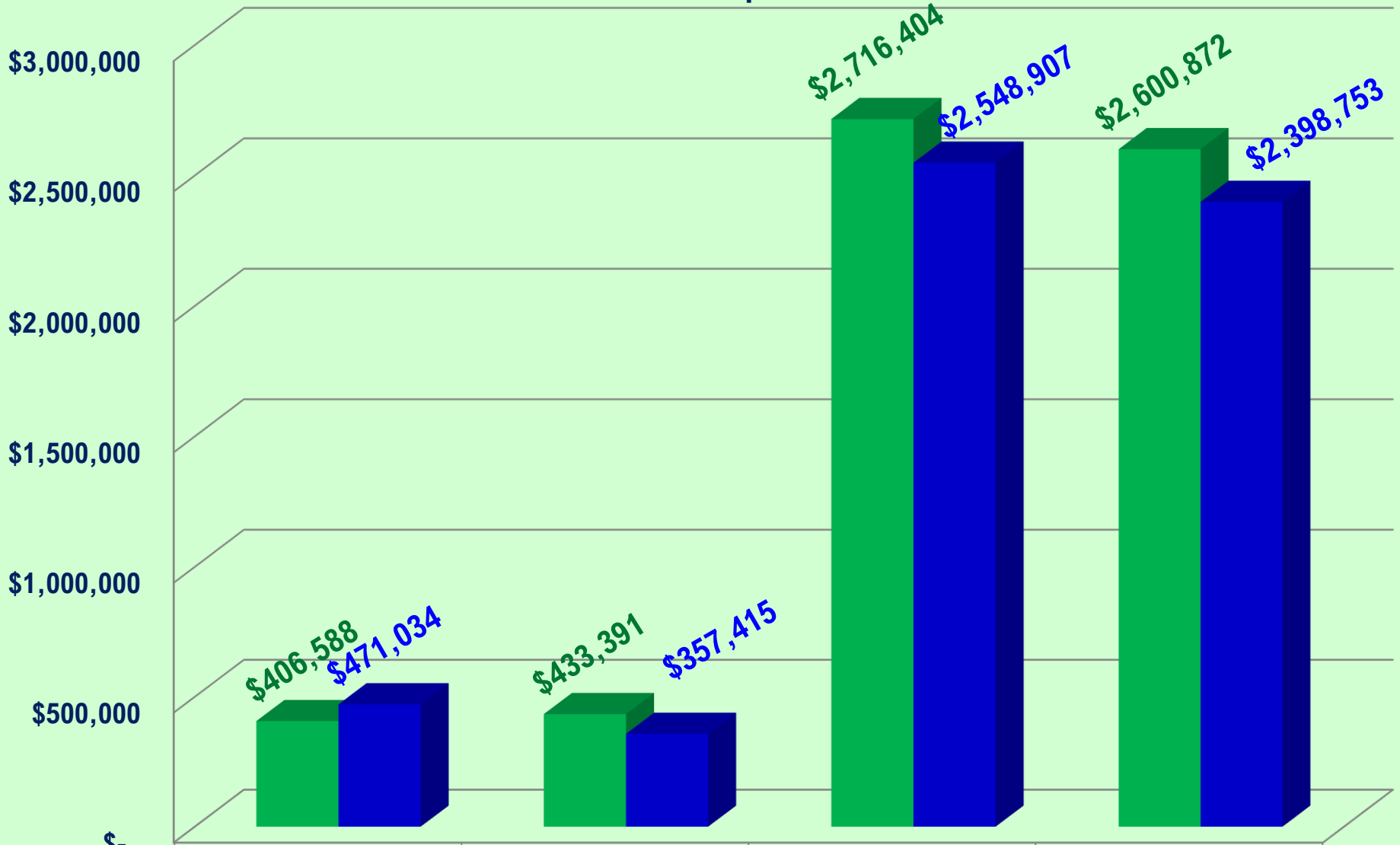


CO2 (GHG) Emissions Trailing Twelve Months (TTM)



MRTA Revenue & Expenses, Budget v Prelim Actual

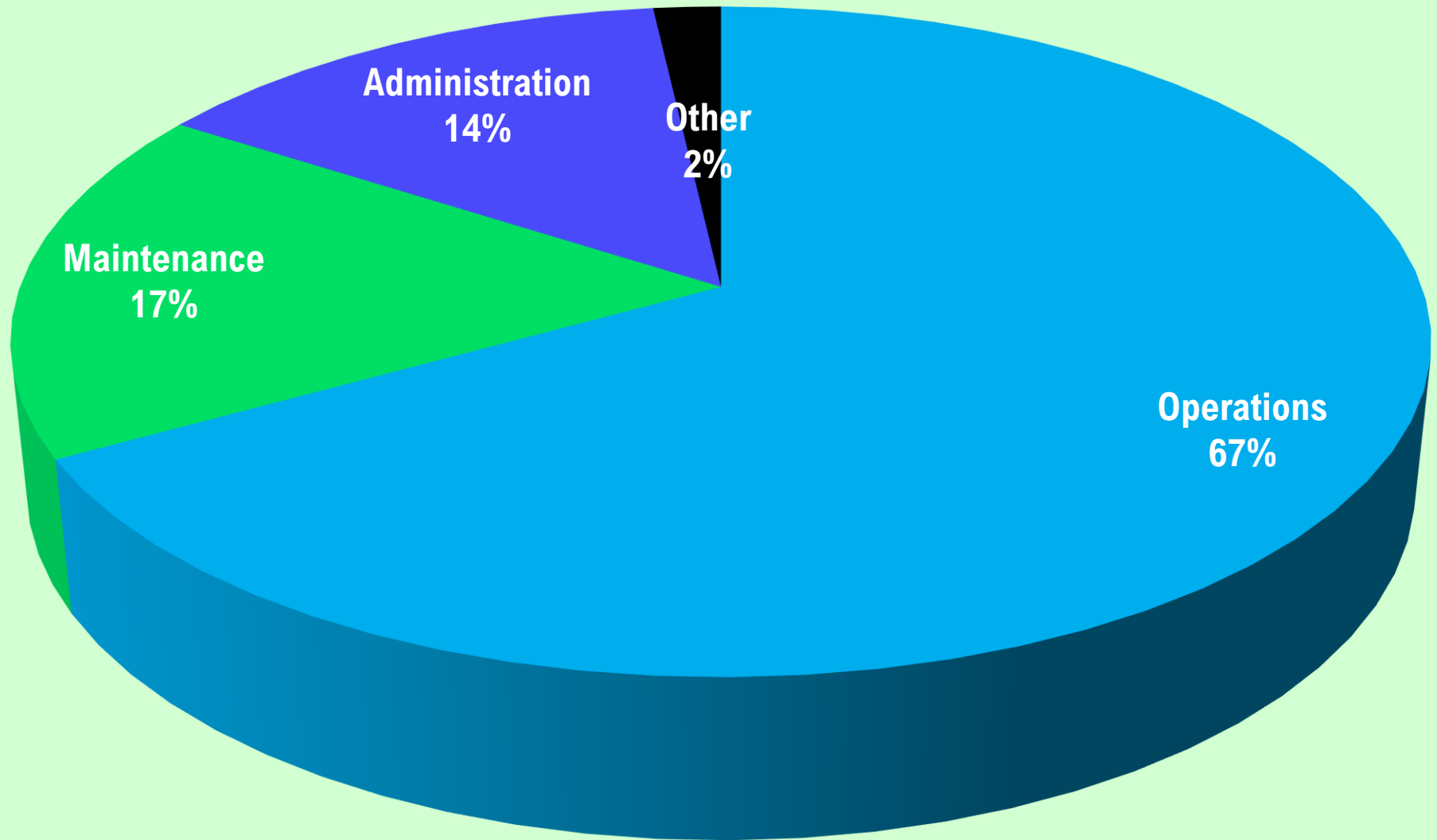
April 2024



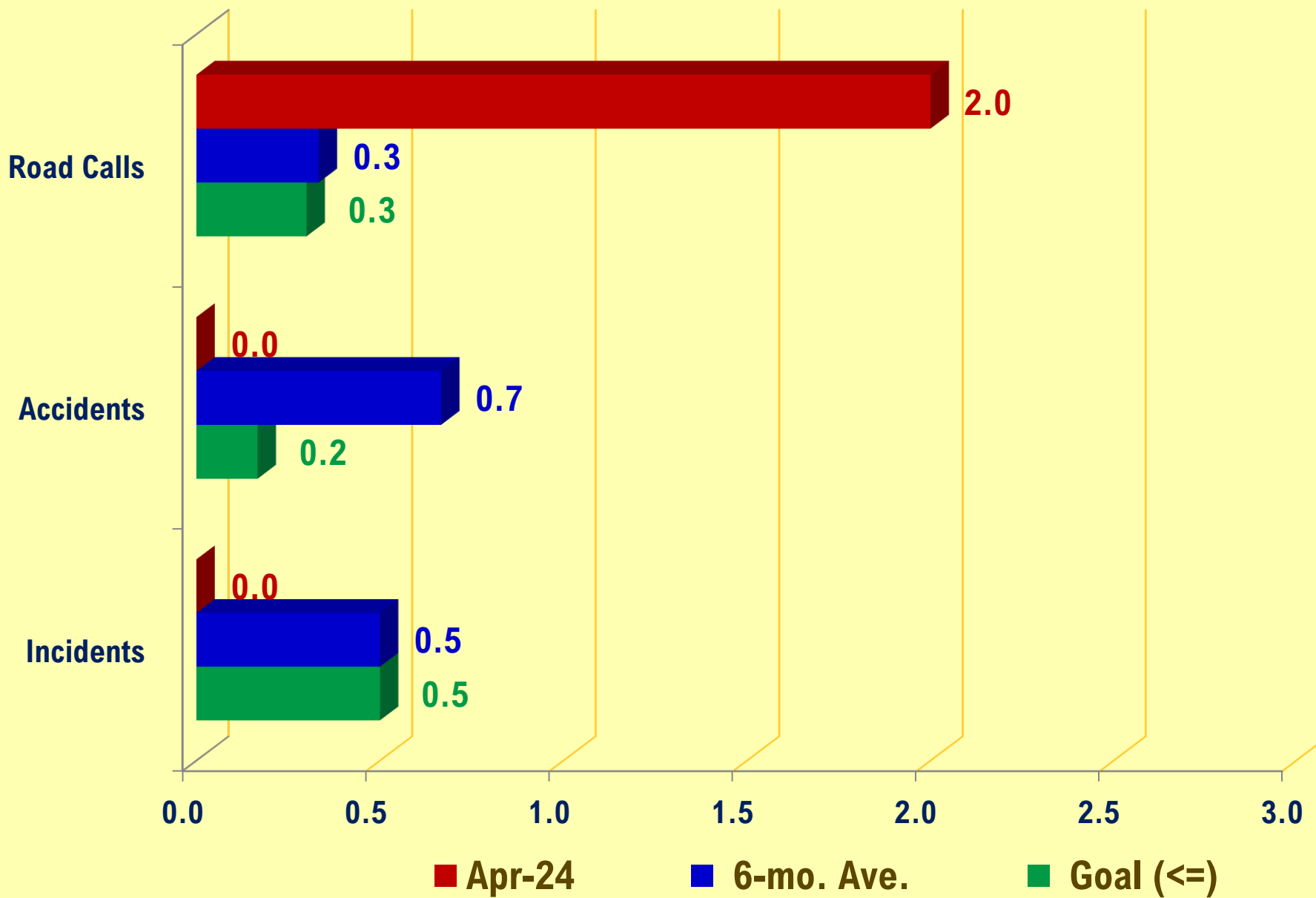
■ Budget	\$406,588	\$433,391	\$2,716,404	\$2,600,872
■ Actual	\$471,034	\$357,415	\$2,548,907	\$2,398,753

MRTA Cost by Department

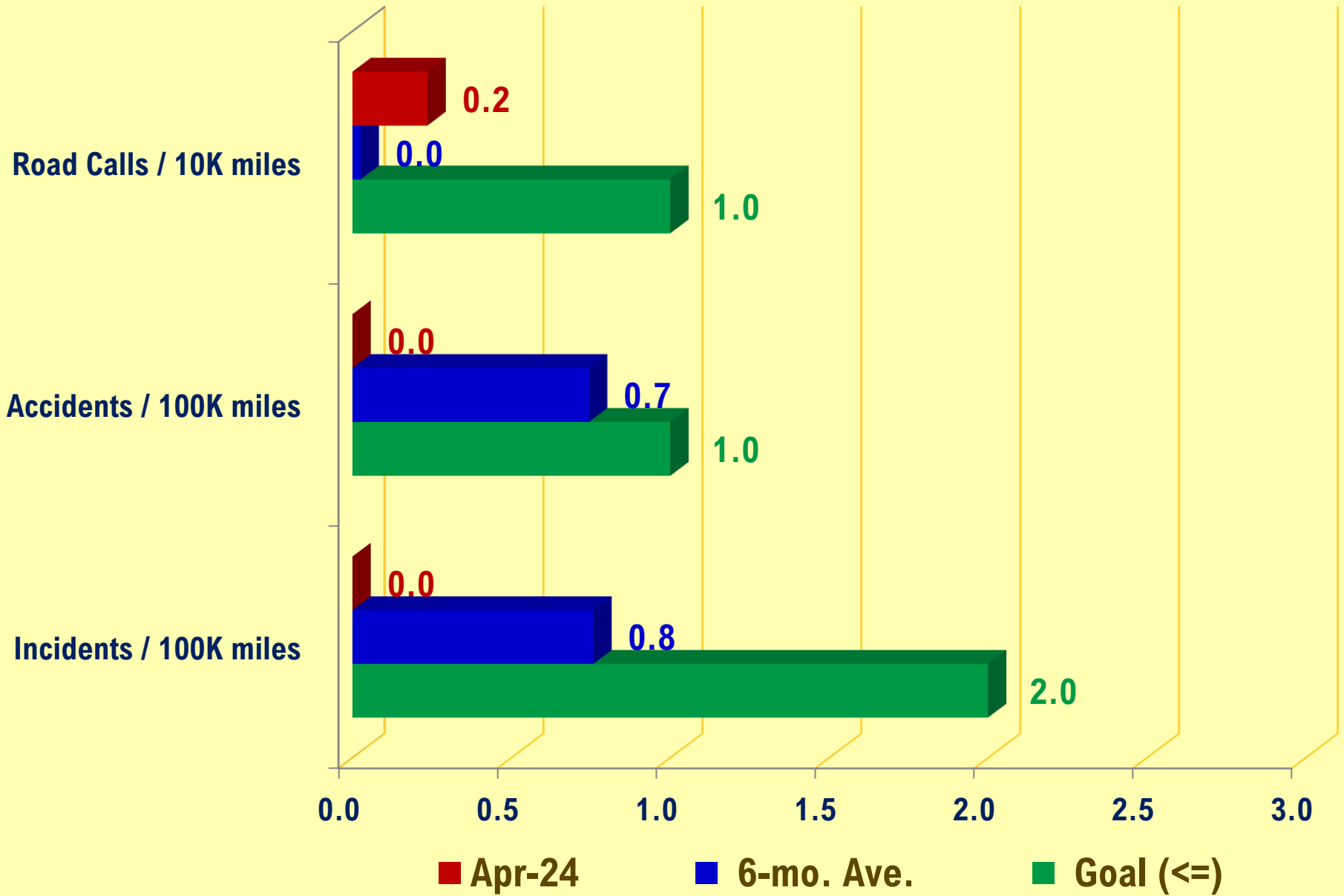
April 2024 Total = \$357,415



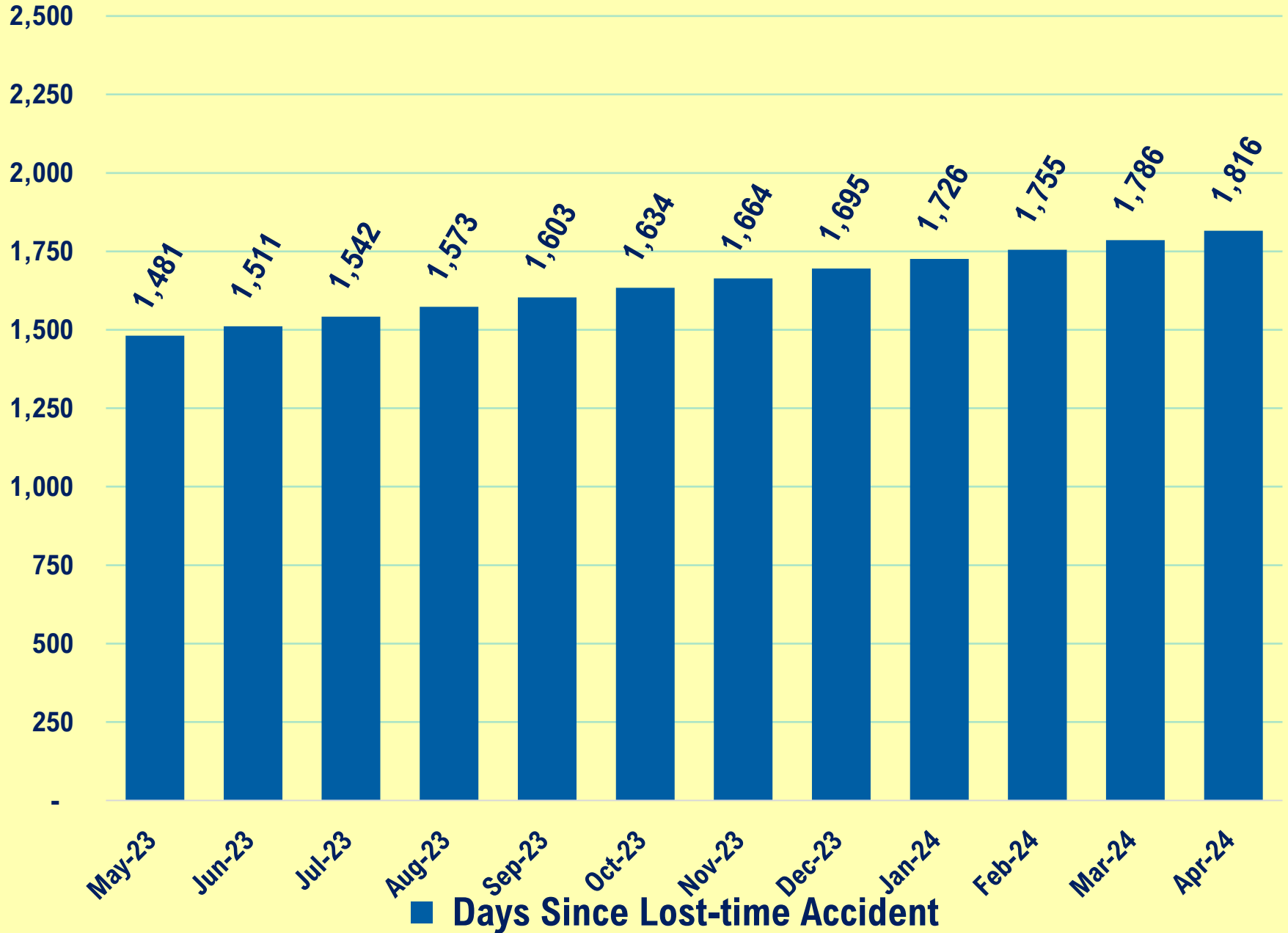
MRTA Operations Safety (Nominal Data)



MRTA Operations Safety (Standardized Data)



MRTA Maintenance Safety



MRTA - Operations Main Revenue & Expenditures Budget Performance April 2024

	Apr 24	Budget	% of Budget	Oct '23 - Apr 24	YTD Budget	% of Budget	Annual Budget
Ordinary Income/Expense							
Income							
41000 · Federal Funding							
41200 · Federal - 5311	307,030.00	226,271.32	135.7%	1,089,351.00	1,316,487.68	82.7%	2,057,012.00
41300 · Federal - CARES	0.00	11,500.00	0.0%	0.00	23,000.00	0.0%	80,000.00
41600 · Federal - SRTS	0.00			0.00	0.00	0.0%	0.00
41700 · Federal Funding -other programs	0.00			5,000.00			
41800 · Federal - RTAP	2,164.63	1,600.00	135.3%	35,851.43	11,200.00	320.1%	20,000.00
Total 41000 · Federal Funding	309,194.63	239,371.32	129.2%	1,130,202.43	1,350,687.68	83.7%	2,157,012.00
43000 · Local Funding							
43100 · Local - Ketchum	66,333.34	66,333.34	100.0%	464,333.38	464,333.38	100.0%	796,000.00
43200 · Local - Hailey	0.00	0.00	0.0%	48,000.00	48,000.00	100.0%	96,000.00
43300 · Local - Bellevue	0.00			12,000.00	12,000.00	100.0%	12,000.00
43400 · Local - Blaine County	0.00	0.00	0.0%	104,250.00	104,250.00	100.0%	208,500.00
43500 · Local - Sun Valley	0.00	37,500.00	0.0%	225,000.00	262,500.00	85.7%	450,000.00
43600 · Local - Sun Valley Company	41,700.00	41,700.00	100.0%	250,200.00	250,200.00	100.0%	286,200.00
43700 · Local - Other Business	2,790.00	0.00	100.0%	75,620.00	58,250.00	129.8%	58,250.00
Total 43000 · Local Funding	110,823.34	145,533.34	76.1%	1,179,403.38	1,199,533.38	98.3%	1,906,950.00
44000 · Fares							
44200 · Fares - Valley Passes	0.00			0.00			
44300 · Fares - Vanpool	14,807.00	14,000.00	105.8%	124,747.16	106,000.00	117.7%	200,000.00
Total 44000 · Fares	14,807.00	14,000.00	105.8%	124,747.16	106,000.00	117.7%	200,000.00
45000 · Revenue							
45100 · Rev - Advertising	8,076.96	6,600.00	122.4%	69,324.96	51,600.00	134.4%	90,000.00
Total 45000 · Revenue	8,076.96	6,600.00	122.4%	69,324.96	51,600.00	134.4%	90,000.00
47000 · Private Donations							
47100 · Priv. Donation - Foundations	0.00			0.00	1,000.00	0.0%	1,000.00
47300 · Priv. Donation - Other	25,000.00			28,000.00			
Total 47000 · Private Donations	25,000.00			28,000.00	1,000.00	2,800.0%	1,000.00
48000 · Transfers							
48100 · Transfer - Capital Equip. Fund	0.00			0.00			
48400 · Transfer - Housing Fund	0.00	833.34	0.0%	833.34	5,833.38	14.3%	10,000.00
Total 48000 · Transfers	0.00	833.34	0.0%	833.34	5,833.38	14.3%	10,000.00
49000 · Interest Income	3,131.93	250.00	1,252.8%	16,396.07	1,750.00	936.9%	3,000.00
49800 · Excess Operating Funds	0.00	0.00	0.0%	0.00	0.00	0.0%	113,702.00
Total Income	471,033.86	406,588.00	115.9%	2,548,907.34	2,716,404.44	93.8%	4,481,664.00
Gross Profit	471,033.86	406,588.00	115.9%	2,548,907.34	2,716,404.44	93.8%	4,481,664.00
Expense							
51000 · Payroll Expenses							
51100 · Salaries and Wages	176,566.14	207,813.69	85.0%	1,295,868.52	1,334,588.05	97.1%	2,309,041.00
51300 · FICA Expense	10,517.56	12,501.00	84.1%	77,141.35	79,663.54	96.8%	138,900.00
51350 · Medicare Tax Expense	2,459.74	2,916.90	84.3%	18,041.14	18,598.18	97.0%	32,410.00
51400 · Retirement Plan Expenses	51,095.66	54,800.00	93.2%	93,207.52	95,000.00	98.1%	185,000.00
51500 · Workers Comp Expense	0.00	5,400.00	0.0%	20,405.00	34,800.00	58.6%	60,000.00
51600 · SUI Expense	1,182.03	1,458.90	81.0%	5,678.55	7,854.55	72.3%	16,210.00
51700 · Medical Ins. Expense	44,485.49	41,925.00	106.1%	290,598.68	261,423.19	111.2%	432,500.00
51950 · Employee Performance Bonus	0.00	6,000.00	0.0%	1,000.00	6,000.00	16.7%	6,000.00
Total 51000 · Payroll Expenses	286,306.62	332,815.49	86.0%	1,801,940.76	1,837,927.51	98.0%	3,180,061.00
52000 · Insurance Expense							
52100 · Ins. - Vehicles	15,353.65	15,353.67	100.0%	107,475.65	107,475.69	100.0%	184,244.00
52150 · Ins- Deductibles/claims	0.00	460.00	0.0%	3,888.85	4,470.00	87.0%	10,000.00

MRTA - Operations Main Revenue & Expenditures Budget Performance April 2024

	Apr 24	Budget	% of Budget	Oct '23 - Apr 24	YTD Budget	% of Budget	Annual Budget
Total 52000 · Insurance Expense	15,353.65	15,813.67	97.1%	111,364.50	111,945.69	99.5%	194,244.00
53000 · Professional Fees							
53100 · Accounting & Audit	0.00	0.00	0.0%	10,450.00	10,500.00	99.5%	11,000.00
53200 · IT Systems	50.00	583.34	8.6%	2,250.00	3,916.70	57.4%	7,000.00
53400 · Legal Fees	0.00	600.00	0.0%	687.50	3,500.00	19.6%	6,000.00
53475 · Medical	15.00	50.00	30.0%	542.00	700.00	77.4%	2,000.00
53500 · Other Professional Fees	1,009.35	1,100.00	91.8%	5,841.87	5,930.12	98.5%	13,000.00
Total 53000 · Professional Fees	1,074.35	2,333.34	46.0%	19,771.37	24,546.82	80.5%	39,000.00
54000 · Equipment/ Tool Expense							
54100 · Shop Equipment/ Tools	2,399.00	1,020.00	235.2%	11,282.62	10,125.41	111.4%	13,400.00
54300 · Office Equipment	161.43	1,200.00	13.5%	1,863.67	3,358.20	55.5%	7,000.00
Total 54000 · Equipment/ Tool Expense	2,560.43	2,220.00	115.3%	13,146.29	13,483.61	97.5%	20,400.00
55000 · Rent and Utilities							
55200 · Utilities	2,382.56	3,800.00	62.7%	19,371.83	25,898.14	74.8%	35,000.00
Total 55000 · Rent and Utilities	2,382.56	3,800.00	62.7%	19,371.83	25,898.14	74.8%	35,000.00
56000 · Supplies							
56200 · Janitorial & Safety Supplies	552.42	600.00	92.1%	8,539.54	8,710.27	98.0%	15,000.00
56300 · Department & Office Supplies	131.14	400.00	32.8%	1,087.48	3,176.66	34.2%	5,000.00
56400 · Uniforms	378.28	500.00	75.7%	8,195.28	8,728.54	93.9%	13,000.00
56500 · Postage and Delivery	65.02	150.00	43.3%	428.92	535.00	80.2%	1,000.00
Total 56000 · Supplies	1,126.86	1,650.00	68.3%	18,251.22	21,150.47	86.3%	34,000.00
57000 · Repairs and Maintenance							
57100 · Equipment Repairs/Maintenance	107.96	200.00	54.0%	1,133.47	2,005.99	56.5%	3,500.00
57200 · Building Repairs/Maintenance	600.00	2,405.00	24.9%	19,541.62	17,500.00	111.7%	22,000.00
57250 · Bus Stop Repairs/Maint	317.86	830.00	38.3%	2,430.75	5,638.89	43.1%	10,000.00
57300 · Grounds Repairs/Maintenance	0.00	830.00	0.0%	5,598.33	4,889.33	114.5%	10,000.00
57500 · Janitorial Services	0.00	0.00	0.0%	0.00	0.00	0.0%	100.00
Total 57000 · Repairs and Maintenance	1,025.82	4,265.00	24.1%	28,704.17	30,034.21	95.6%	45,600.00
58000 · Communications Expense							
58100 · Office Phone Expense	345.32	380.00	90.9%	2,389.28	2,591.54	92.2%	4,600.00
58200 · Cell & Two-Way Mobile	1,840.61	1,750.00	105.2%	12,913.50	12,088.78	106.8%	21,000.00
58300 · Internet/Website	523.94	580.00	90.3%	3,332.50	3,684.71	90.4%	7,000.00
58400 · On-Board Vehicle Computers	0.00	1,060.00	0.0%	0.00	7,420.00	0.0%	12,700.00
Total 58000 · Communications Expense	2,709.87	3,770.00	71.9%	18,635.28	25,785.03	72.3%	45,300.00
59000 · Travel and Training							
59100 · Vehicle/Airfare	233.42	725.00	32.2%	4,103.92	3,972.42	103.3%	8,700.00
59200 · Lodging	940.30	500.00	188.1%	3,261.86	3,273.00	99.7%	6,080.00
59300 · Food/Meals/Entertainment	514.30	300.00	171.4%	1,366.54	1,859.10	73.5%	3,650.00
59400 · Training/Education	0.00	1,250.00	0.0%	5,504.27	8,050.00	68.4%	15,000.00
59500 · Safety Curriculum	0.00	0.00	0.0%	0.00	0.00	0.0%	520.00
Total 59000 · Travel and Training	1,688.02	2,775.00	60.8%	14,236.59	17,154.52	83.0%	33,950.00
60000 · Business Expenses							
60100 · Vehicle Registration Fees	0.00	55.00	0.0%	161.69	450.00	35.9%	700.00
60200 · Fines, Penalties, Judgments	0.00	0.00	0.0%	0.00	0.00	0.0%	0.00
60400 · Membership,Dues & Subscriptions	3,380.14	3,500.00	96.6%	7,762.72	8,212.10	94.5%	15,000.00
60500 · Bank Fees	75.00	40.00	187.5%	75.00	240.00	31.3%	500.00
Total 60000 · Business Expenses	3,455.14	3,595.00	96.1%	7,999.41	8,902.10	89.9%	16,200.00
61000 · Advertising							
61100 · Print Advertising	4,864.02	2,500.00	194.6%	21,317.86	14,594.12	146.1%	27,459.00
61200 · Radio Advertising	0.00	200.00	0.0%	0.00	1,200.00	0.0%	2,550.00
61300 · Online Advertising	115.74	200.00	57.9%	1,018.60	1,329.32	76.6%	2,400.00

MRTA - Operations Main Revenue & Expenditures Budget Performance April 2024

	Apr 24	Budget	% of Budget	Oct '23 - Apr 24	YTD Budget	% of Budget	Annual Budget
61400 · Vehicle Graphics	0.00	580.00	0.0%	3,536.33	3,480.00	101.6%	7,000.00
Total 61000 · Advertising	4,979.76	3,480.00	143.1%	25,872.79	20,603.44	125.6%	39,409.00
62000 · Marketing and Promotion							
62100 · Info. Displays-Stop Signage	101.31	330.00	30.7%	957.54	2,055.03	46.6%	4,000.00
62200 · Graphic Design	1,372.49	580.00	236.6%	3,014.99	4,000.00	75.4%	7,000.00
62300 · SRTS Promotional Items	0.00			0.00	0.00	0.0%	0.00
62400 · Customer Events and Misc.	0.00	80.00	0.0%	0.00	480.00	0.0%	1,000.00
62450 · External Marketing Support	0.00			0.00	0.00	0.0%	0.00
62500 · Staff Appreciation/ Events	900.00	450.00	200.0%	7,326.96	7,533.37	97.3%	10,000.00
Total 62000 · Marketing and Promotion	2,373.80	1,440.00	164.8%	11,299.49	14,068.40	80.3%	22,000.00
63000 · Printing and Reproduction							
63100 · Copies, Passes & Flyers	109.46	250.00	43.8%	672.39	1,584.97	42.4%	3,000.00
63200 · Schedules, Maps & Brochures	0.00	0.00	0.0%	12,267.42	11,611.65	105.6%	16,000.00
Total 63000 · Printing and Reproduction	109.46	250.00	43.8%	12,939.81	13,196.62	98.1%	19,000.00
64000 · Fuel							
64200 · Petroleum Fuel Expense	17,961.34	25,000.00	71.8%	122,599.49	182,900.00	67.0%	297,900.00
64500 · Electric Fuel Expense	9,003.08	20,750.00	43.4%	58,791.41	122,100.00	48.2%	202,100.00
64000 · Fuel - Other	0.00			0.00	0.00	0.0%	0.00
Total 64000 · Fuel	26,964.42	45,750.00	58.9%	181,390.90	305,000.00	59.5%	500,000.00
65000 · Vehicle Maintenance							
65100 · Parts Expense							
65150 · Vehicle Maintenance- freight	1,180.00	200.00	590.0%	1,199.06	1,200.00	99.9%	2,500.00
65100 · Parts Expense - Other	5,332.13	4,000.00	133.3%	62,813.54	58,900.00	106.6%	75,000.00
Total 65100 · Parts Expense	6,512.13	4,200.00	155.1%	64,012.60	60,100.00	106.5%	77,500.00
65200 · Fluids Expense	0.00	3,000.00	0.0%	1,549.09	12,800.00	12.1%	25,000.00
65300 · Tires Expense	-1,024.27	6,405.81	-16.0%	36,690.66	48,000.00	76.4%	60,000.00
65400 · Purchased Services	0.00	602.50	0.0%	4,856.50	7,700.00	63.1%	10,000.00
65500 · Vehicle Computer/Diagnostic	0.00	300.00	0.0%	1,339.00	2,100.00	63.8%	4,000.00
65600 · Vehicle Glass/Windshield Repair	0.00	625.00	0.0%	3,956.03	4,375.00	90.4%	7,500.00
65700 · Shop Supplies	-183.64	300.00	-61.2%	1,424.91	2,100.00	67.9%	3,500.00
Total 65000 · Vehicle Maintenance	5,304.22	15,433.31	34.4%	113,828.79	137,175.00	83.0%	187,500.00
69500 · Contribution to Fund Balance	0.00	0.00	0.0%	0.00	0.00	0.0%	70,000.00
Total Expense	357,414.98	439,390.81	81.3%	2,398,753.20	2,606,871.56	92.0%	4,481,664.00
Net Ordinary Income	113,618.88	-32,802.81	-346.4%	150,154.14	109,532.88	137.1%	0.00
Net Income	113,618.88	-32,802.81	-346.4%	150,154.14	109,532.88	137.1%	0.00

**MRTA - Operations Main
Checks Issued
As of April 30, 2024**

Type	Date	Num	Name	Memo	Amount	Balance
11100 - Mountain West Checking						
Bill Pmt -Check	04/02/2024	12596	Cintas		-174.00	44,043.04
Bill Pmt -Check	04/02/2024	12597	City of Bellevue'	RIDES1- 121 Clover St	-124.34	43,918.70
Bill Pmt -Check	04/02/2024	12598	Clear Creek Disposal	1327	-127.97	43,790.73
Bill Pmt -Check	04/02/2024	12599	Clear Mind Graphics, Inc		-1,572.50	42,218.23
Bill Pmt -Check	04/02/2024	12600	Conrad & Bischoff		-200.69	42,017.54
Bill Pmt -Check	04/02/2024	12601	III-A Trust	Health Ins	-44,420.00	-2,402.46
Bill Pmt -Check	04/02/2024	12602	Illinois Tollway		-27.40	-2,429.86
Bill Pmt -Check	04/02/2024	12603	Integrated Technologies		-158.21	-2,588.07
Bill Pmt -Check	04/02/2024	12604	Napa Auto Parts	3752	-2,096.96	-4,685.03
Bill Pmt -Check	04/02/2024	12605	Northern Tool & Equipment		-639.97	-5,325.00
Bill Pmt -Check	04/02/2024	12606	Smith Power Products		-590.00	-5,915.00
Bill Pmt -Check	04/02/2024	12607	Southern Belle Business Park Ow...		-600.00	-6,515.00
Bill Pmt -Check	04/02/2024	12608	The Aftermarket Parts Company, ...		-6,357.69	-12,872.69
Bill Pmt -Check	04/02/2024	12609	Verizon Connect Nwf, Inc. #1000...		-443.18	-13,315.87
Deposit	04/02/2024			Deposit	66,453.34	53,137.47
Bill Pmt -Check	04/03/2024	ACH	Intermtn Gas Co #826 580 3000 0	#826 580 3000 0	-1,056.02	52,081.45
Deposit	04/03/2024		ITD-RTAP reimbursement	RTAP Reimb for Jerry - NRTAP Conference	2,164.63	54,246.08
Deposit	04/03/2024			Deposit	1,901.38	56,147.46
Deposit	04/04/2024			Deposit	2,500.00	58,647.46
Deposit	04/04/2024			Deposit	510.00	59,157.46
Deposit	04/05/2024			Deposit	120.00	59,277.46
Liability Check	04/08/2024	ACH	Aflac	DQR88	-104.76	59,172.70
Bill Pmt -Check	04/09/2024	12610	AmeriBen Solutions/IEC Group		-3,182.00	55,990.70
Bill Pmt -Check	04/09/2024	12611	Atkinsons' Grocery		-11.39	55,979.31
Bill Pmt -Check	04/09/2024	12612	Certified Folder Display Service, Inc	14-0086946	-71.25	55,908.06
Bill Pmt -Check	04/09/2024	12613	City of Ketchum		-452.29	55,455.77
Bill Pmt -Check	04/09/2024	12614	Express Publishing Inc.		-2,524.80	52,930.97
Bill Pmt -Check	04/09/2024	12615	Gem State Welders Supply Inc	MOUNTB 0	-9.61	52,921.36
Bill Pmt -Check	04/09/2024	12616	Kim MacPherson (Vendor)	expense reimbursement	-59.67	52,861.69
Bill Pmt -Check	04/09/2024	12617	Lost in Translation		-308.13	52,553.56
Bill Pmt -Check	04/09/2024	12618	Magic Valley Electric LLC		-2,399.00	50,154.56
Bill Pmt -Check	04/09/2024	12619	Times-News		-76.75	50,077.81
Bill Pmt -Check	04/09/2024	12620	United Oil	38068	-6,051.68	44,026.13
Bill Pmt -Check	04/09/2024	12621	Webb Landscape		-312.00	43,714.13
Bill Pmt -Check	04/09/2024	12622	White Cloud Communications Inc.		-570.00	43,144.13
Deposit	04/09/2024			Deposit	42,511.58	85,655.71
Liability Check	04/10/2024		QuickBooks Payroll Service	Created by Payroll Service on 04/08/2024	-69,785.98	15,869.73
Bill Pmt -Check	04/10/2024	12623	United Oil	38068	-5,247.43	10,622.30
Bill Pmt -Check	04/10/2024	12624	Cintas - Uniforms_		-647.44	9,974.86
Bill Pmt -Check	04/10/2024	12625	Murray Walsh		-651.43	9,323.43
Bill Pmt -Check	04/10/2024	12626	Wells Fargo	4856200370127790	-4,904.18	4,419.25
Liability Check	04/10/2024	ACH	Idaho Department of Labor	0001211374	-3,435.28	983.97
Paycheck	04/11/2024	DD	Aguilar, Hortencia	Direct Deposit	0.00	983.97
Paycheck	04/11/2024	DD	Arenas Astorga, Guadalupe O	Direct Deposit	0.00	983.97
Paycheck	04/11/2024	DD	Bevard, Corey J	Direct Deposit	0.00	983.97
Paycheck	04/11/2024	DD	Buell, Joshua	Direct Deposit	0.00	983.97
Paycheck	04/11/2024	DD	Canfield, James	Direct Deposit	0.00	983.97
Paycheck	04/11/2024	DD	Cangiamilla, Monte	Direct Deposit	0.00	983.97
Paycheck	04/11/2024	DD	Cardona Hernandez, Margarita	Direct Deposit	0.00	983.97
Paycheck	04/11/2024	DD	Chairez Alvarez, Gloria M	Direct Deposit	0.00	983.97
Paycheck	04/11/2024	DD	Cosio-Tamayo, Jeronimo	Direct Deposit	0.00	983.97
Paycheck	04/11/2024	DD	De Loera Collis, Daniel	Direct Deposit	0.00	983.97
Paycheck	04/11/2024	DD	Garcia-Izarraras, Gerardo	Direct Deposit	0.00	983.97
Paycheck	04/11/2024	DD	Glasscock, David T	Direct Deposit	0.00	983.97
Paycheck	04/11/2024	DD	Hoechtl, Gerhard	Direct Deposit	0.00	983.97
Paycheck	04/11/2024	DD	Humbach, Eric	Direct Deposit	0.00	983.97
Paycheck	04/11/2024	DD	Kelbert, Ashley	Direct Deposit	0.00	983.97
Paycheck	04/11/2024	DD	Kelly, David W	Direct Deposit	0.00	983.97
Paycheck	04/11/2024	DD	Knudson, Michael W	Direct Deposit	0.00	983.97
Paycheck	04/11/2024	DD	Leon, Teofilo O	Direct Deposit	0.00	983.97
Paycheck	04/11/2024	DD	Leon, Yene A	Direct Deposit	0.00	983.97
Paycheck	04/11/2024	DD	Little, Timothy J	Direct Deposit	0.00	983.97
Paycheck	04/11/2024	DD	Loeza, Veronica	Direct Deposit	0.00	983.97
Paycheck	04/11/2024	DD	MacPherson, Kim	Direct Deposit	0.00	983.97
Paycheck	04/11/2024	DD	McAfee, Nancy	Direct Deposit	0.00	983.97
Paycheck	04/11/2024	DD	Morgus, Wallace	Direct Deposit	0.00	983.97
Paycheck	04/11/2024	DD	Morrissey, Kevin	Direct Deposit	0.00	983.97
Paycheck	04/11/2024	DD	Nestor, Robert A	Direct Deposit	0.00	983.97
Paycheck	04/11/2024	DD	Obland, Bryan	Direct Deposit	0.00	983.97
Paycheck	04/11/2024	DD	Ortiz Ayala, Jose J	Direct Deposit	0.00	983.97
Paycheck	04/11/2024	DD	Parker, Michael J	Direct Deposit	0.00	983.97
Paycheck	04/11/2024	DD	Poklemba, Stephen	Direct Deposit	0.00	983.97
Paycheck	04/11/2024	DD	Romanchuk, Ryan	Direct Deposit	0.00	983.97
Paycheck	04/11/2024	DD	Romero-Campos, Raul	Direct Deposit	0.00	983.97
Paycheck	04/11/2024	DD	Ruiz Loera, Elisabeth	Direct Deposit	0.00	983.97
Paycheck	04/11/2024	DD	Russell, Tiffany	Direct Deposit	0.00	983.97
Paycheck	04/11/2024	DD	Sproule, William	Direct Deposit	0.00	983.97
Paycheck	04/11/2024	DD	Tellez, Carlos	Direct Deposit	0.00	983.97
Paycheck	04/11/2024	DD	Vega, Roberto	Direct Deposit	0.00	983.97
Paycheck	04/11/2024	DD	Victorino, Jose L	Direct Deposit	0.00	983.97
Paycheck	04/11/2024	DD	Vultaggio, Lara	Direct Deposit	0.00	983.97
Paycheck	04/11/2024	DD	Wahlgren, Allan	Direct Deposit	0.00	983.97
Paycheck	04/11/2024	DD	Walsh, Murray S.	Direct Deposit	0.00	983.97
Paycheck	04/11/2024	DD	Ward, Douglas B	Direct Deposit	0.00	983.97
Liability Check	04/11/2024	E-pay	United States Treasury	82-0382250 QB Tracking # -820479890	-22,290.94	-21,306.97
Deposit	04/11/2024			Deposit	50.00	-21,256.97
Deposit	04/11/2024			Deposit		-21,256.97
Liability Check	04/11/2024	ACH	Idaho State Tax Commission	000186434	-7,430.00	-28,686.97
Deposit	04/11/2024			Deposit	39,321.86	10,634.89
Deposit	04/12/2024			Deposit	2,846.78	13,481.67
Transfer	04/15/2024	ACH		Transfer from LGIP	50,000.00	63,481.67
Deposit	04/16/2024			Deposit	2,790.00	66,271.67

MRTA - Operations Main
Checks Issued
As of April 30, 2024

Type	Date	Num	Name	Memo	Amount	Balance
Deposit	04/16/2024			Deposit	314.90	66,586.57
Bill Pmt -Check	04/16/2024	12627	Business As Usual		-83.40	66,503.17
Bill Pmt -Check	04/16/2024	12628	Clearwater Landscaping		-545.00	65,958.17
Bill Pmt -Check	04/16/2024	12629	Cummins Rocky Mountain LLC		-120.14	65,838.03
Bill Pmt -Check	04/16/2024	12630	GEM State Paper & Supply Co.	105020	-169.44	65,668.59
Bill Pmt -Check	04/16/2024	12631	Karl Malone Ford Hailey		-23.88	65,644.71
Bill Pmt -Check	04/16/2024	12632	Smith Power Products		-583.13	65,061.58
Bill Pmt -Check	04/16/2024	12633	Verizon WiFi #342426517		-495.11	64,566.47
Check	04/16/2024	Wire	Naili Co		-2,361.00	62,205.47
Check	04/16/2024			Wire transfer fee	-75.00	62,130.47
Deposit	04/17/2024			Deposit	9,292.56	71,423.03
Deposit	04/17/2024			Deposit	2,820.14	74,243.17
Bill Pmt -Check	04/18/2024	12634	James Canfield (Vendor)		-976.92	73,266.25
Deposit	04/19/2024			Deposit	9,192.41	82,458.66
Liability Check	04/19/2024	ACH	Mountain Rides Transportation	WFH Apt Rent	-6,150.00	76,308.66
Deposit	04/19/2024			Deposit	66,333.34	142,642.00
Deposit	04/22/2024			Deposit	50,000.00	192,642.00
Bill Pmt -Check	04/23/2024	12635	Benefits2 Administrator LLC		-170.00	192,472.00
Bill Pmt -Check	04/23/2024	12636	Integrated Technologies		-47.14	192,424.86
Bill Pmt -Check	04/23/2024	12637	Jane's Artifacts		-40.61	192,384.25
Bill Pmt -Check	04/23/2024	12638	Kim MacPherson (Vendor)	expense reimbursement	-65.49	192,318.76
Bill Pmt -Check	04/23/2024	12639	St Luke's Clinic - Hailey	940000328	-15.00	192,303.76
Bill Pmt -Check	04/23/2024	12640	United Oil	38068	-10,238.31	182,065.45
Bill Pmt -Check	04/23/2024	12641	Wienhoff Drug Testing		-701.22	181,364.23
Liability Check	04/24/2024		QuickBooks Payroll Service	Created by Payroll Service on 04/22/2024	-62,145.53	119,218.70
Bill Pmt -Check	04/24/2024	ACH	American Funds	plan ID BRK100102	-50,925.66	68,293.04
Deposit	04/24/2024			Deposit	206,461.00	274,754.04
Paycheck	04/25/2024	DD	Aguilar, Hortencia	Direct Deposit	0.00	274,754.04
Paycheck	04/25/2024	DD	Arenas Astorga, Guadalupe O	Direct Deposit	0.00	274,754.04
Paycheck	04/25/2024	DD	Bevard, Corey J	Direct Deposit	0.00	274,754.04
Paycheck	04/25/2024	DD	Buell, Joshua	Direct Deposit	0.00	274,754.04
Paycheck	04/25/2024	DD	Canfield, James	Direct Deposit	0.00	274,754.04
Paycheck	04/25/2024	DD	Cangiamilla, Monte	Direct Deposit	0.00	274,754.04
Paycheck	04/25/2024	DD	Cardona Hernandez, Margarita	Direct Deposit	0.00	274,754.04
Paycheck	04/25/2024	DD	Chairez Alvarez, Gloria M	Direct Deposit	0.00	274,754.04
Paycheck	04/25/2024	DD	Cosio-Tamayo, Jeronimo	Direct Deposit	0.00	274,754.04
Paycheck	04/25/2024	DD	De Loera Colis, Daniel	Direct Deposit	0.00	274,754.04
Paycheck	04/25/2024	DD	Garcia-Izarraras, Gerardo	Direct Deposit	0.00	274,754.04
Paycheck	04/25/2024	DD	Glasscock, David T	Direct Deposit	0.00	274,754.04
Paycheck	04/25/2024	DD	Hoechtl, Gerhard	Direct Deposit	0.00	274,754.04
Paycheck	04/25/2024	DD	Humbach, Eric	Direct Deposit	0.00	274,754.04
Paycheck	04/25/2024	DD	Kelbert, Ashley	Direct Deposit	0.00	274,754.04
Paycheck	04/25/2024	DD	Kelly, David W	Direct Deposit	0.00	274,754.04
Paycheck	04/25/2024	DD	Knudson, Michael W	Direct Deposit	0.00	274,754.04
Paycheck	04/25/2024	DD	Leon, Teofilo O	Direct Deposit	0.00	274,754.04
Paycheck	04/25/2024	DD	Leon, Yene A	Direct Deposit	0.00	274,754.04
Paycheck	04/25/2024	DD	Little, Timothy J	Direct Deposit	0.00	274,754.04
Paycheck	04/25/2024	DD	Loeza, Veronica	Direct Deposit	0.00	274,754.04
Paycheck	04/25/2024	DD	MacPherson, Kim	Direct Deposit	0.00	274,754.04
Paycheck	04/25/2024	DD	McAfee, Nancy	Direct Deposit	0.00	274,754.04
Paycheck	04/25/2024	DD	Morgus, Wallace	Direct Deposit	0.00	274,754.04
Paycheck	04/25/2024	DD	Morrissey, Kevin	Direct Deposit	0.00	274,754.04
Paycheck	04/25/2024	DD	Nestor, Robert A	Direct Deposit	0.00	274,754.04
Paycheck	04/25/2024	DD	Obland, Bryan	Direct Deposit	0.00	274,754.04
Paycheck	04/25/2024	DD	Ortiz Ayala, Jose J	Direct Deposit	0.00	274,754.04
Paycheck	04/25/2024	DD	Parker, Michael J	Direct Deposit	0.00	274,754.04
Paycheck	04/25/2024	DD	Poklemba, Stephen	Direct Deposit	0.00	274,754.04
Paycheck	04/25/2024	DD	Romero-Campos, Raul	Direct Deposit	0.00	274,754.04
Paycheck	04/25/2024	DD	Ruiz Loera, Elisabeth	Direct Deposit	0.00	274,754.04
Paycheck	04/25/2024	DD	Russell, Tiffany	Direct Deposit	0.00	274,754.04
Paycheck	04/25/2024	DD	Tellez, Carlos	Direct Deposit	0.00	274,754.04
Paycheck	04/25/2024	DD	Vega, Roberto	Direct Deposit	0.00	274,754.04
Paycheck	04/25/2024	DD	Victorino, Jose L	Direct Deposit	0.00	274,754.04
Paycheck	04/25/2024	DD	Vultaggio, Lara	Direct Deposit	0.00	274,754.04
Paycheck	04/25/2024	DD	Wahlgren, Allan	Direct Deposit	0.00	274,754.04
Paycheck	04/25/2024	DD	Walsh, Murray S.	Direct Deposit	0.00	274,754.04
Paycheck	04/25/2024	DD	Ward, Douglas B	Direct Deposit	0.00	274,754.04
Liability Check	04/25/2024	E-pay	United States Treasury	82-0382250 QB Tracking # -1108877694	-19,590.66	255,163.38
Deposit	04/25/2024			Deposit	1,140.69	256,304.07
Bill Pmt -Check	04/25/2024	12651	Blue Printing Inc.		-26.28	256,277.79
Deposit	04/26/2024			Deposit	25,000.00	281,277.79
Bill Pmt -Check	04/29/2024	12642	Chateau Drug & True Value Hard...	111	-6.99	281,270.80
Bill Pmt -Check	04/29/2024	12643	Cintas		-106.83	281,163.97
Bill Pmt -Check	04/29/2024	12644	City of Bellevue'	RIDES1- 121 Clover St	-124.34	281,039.63
Bill Pmt -Check	04/29/2024	12645	Idaho Lumber & ACE Hardware		-42.98	280,996.65
Bill Pmt -Check	04/29/2024	12646	Integrated Technologies		-223.75	280,772.90
Bill Pmt -Check	04/29/2024	12647	Jackson Group Peterbilt	3551	-150.00	280,622.90
Bill Pmt -Check	04/29/2024	12648	Karl Malone Ford Hailey		-209.52	280,413.38
Bill Pmt -Check	04/29/2024	12649	Rush Truck Centers	R567941	-387.14	280,026.24
Bill Pmt -Check	04/29/2024	12650	The Aftermarket Parts Company, ...		-355.32	279,670.92
Bill Pmt -Check	04/30/2024	ACH	CenturyLink	208-726-1690 623B	-66.62	279,604.30
Bill Pmt -Check	04/30/2024	ACH	Cox Communications	Acct #0012401205184001	-323.06	279,281.24
Bill Pmt -Check	04/30/2024	ACH	Idaho Power Acc#2204788885	Acct #2204788885	-374.34	278,906.90
Bill Pmt -Check	04/30/2024	ACH	Idaho Power Acc#2207743978 K...		-5,511.84	273,395.06
Bill Pmt -Check	04/30/2024	ACH	Idaho Power Acc#2207725231 B...		-3,491.24	269,903.82
Bill Pmt -Check	04/30/2024	ACH	Idaho Power Acct#2221850114		-363.59	269,540.23
Bill Pmt -Check	04/30/2024	ACH	Intermtn Gas #450 916 6521 1	Acct # 45091665211	-349.35	269,190.88
Bill Pmt -Check	04/30/2024	ACH	Intermtn Gas Co #826 580 3000 0	#826 580 3000 0	-530.43	268,660.45
Deposit	04/30/2024			Interest	7.19	268,667.64
Total 11100 · Mountain West Checking					224,450.60	268,667.64

12:42 PM

05/30/24

Accrual Basis

MRTA - Operations Main

Checks Issued

As of April 30, 2024

Type	Date	Num	Name	Memo	Amount	Balance
TOTAL					<u>224,450.60</u>	<u>268,667.64</u>

	FY24	FY25	\$ Change	% Change	Comments
Income					
Federal Funding					
41200 · Federal - 5311	\$ 2,057,012	\$ 2,596,375	\$ 539,363	+ 26.2 %	Grant award for FY25 & FY26
41300 - Federal - CARES	80,000	175,000	95,000	+ 118.8 %	\$175K CARES Award for TWF-CHT
41800 · Federal - RTAP	20,000	24,500	4,500	+ 22.5 %	Training/Travel Reimbursement
41000 · Federal Funding	\$ 2,157,012	\$ 2,795,875	\$ 638,863	+ 29.6 %	
Local Funding					
43100 · Ketchum	\$ 796,000	\$ 675,700	\$ (120,300)	- 15.1 %	3.5% Y-o-Y increase; 82% to Ops, 18% to Capital
43200 · Hailey	96,000	81,600	(14,400)	- 15.0 %	3.6% Y-o-Y increase; 82% to Ops, 18% to Capital
43300 · Bellevue	12,000	10,700	(1,300)	- 10.8 %	8.3% Y-o-Y increase; 82% to Ops, 18% to Capital
43400 · Blaine County	208,500	177,100	(31,400)	- 15.1 %	3.6% Y-o-Y increase; 82% to Ops, 18% to Capital
43500 · Sun Valley	450,000	382,100	(67,900)	- 15.1 %	3.6% Y-o-Y increase; 82% to Ops, 18% to Capital
43600 · Sun Valley Co	286,200	244,000	(42,200)	- 14.7 %	4.0% Y-o-Y increase; 82% to Ops, 18% to Capital
43700 · Other	58,250	60,000	1,750	+ 3.0 %	BCSD, St Lukes, Syringa, Sage, Community School
43000 · Local Funding	\$ 1,906,950	\$ 1,631,200	\$ (275,750)	- 14.5 %	
Fares					
44300 · Vanpool	\$ 200,000	\$ 200,000	\$ -	+ 0.0 %	
44000 · Fares	\$ 200,000	\$ 200,000	\$ -	+ 0.0 %	
Other Revenue					
45100 · Advertising	\$ 90,000	\$ 90,000	\$ -	+ 0.0 %	
45000 · Other Revenue	\$ 90,000	\$ 90,000	\$ -	+ 0.0 %	
47000 · Private Donations	\$ 1,000	\$ 5,000	\$ 4,000	+ 400.0 %	
48000 - Transfer from Housing Fund	\$ 10,000	\$ 10,350	\$ 350	+ 3.5 %	
49000 · Interest Income	\$ 3,000	\$ 3,000	\$ -	+ 0.0 %	
50000 · Excess Operating Funds	\$ 113,702	\$ 75,000	\$ (38,702)	- 34.0 %	Projected FY24 Operating Surplus
Total Income	\$ 4,481,664	\$ 4,810,425	\$ 328,761	+ 7.3 %	

	FY24	FY25	\$ Change	% Change	Comments
Expenses					
51000 · Payroll Expenses	\$ 3,180,061	\$ 3,481,900	\$ 301,839	+ 9.5 %	3.5% Y-o-Y wage increase (raises)
52100 · Liability/Vehicles	194,244	270,000	75,756	+ 39.0 %	Per ICRMP Notice; 40% YoY increase (+35% prior year)
53000 · Professional Fees	39,000	39,000	-	+ 0.0 %	Audit, IT Support, Legal, Drag Testing
54000 · Equipment/Tools	13,000	20,000	7,000	+ 53.8 %	Shop Equipment & Tools; Office Equipment (Computers, Copiers, etc.)
55000 · Rent & Utilities	35,000	35,000	-	+ 0.0 %	Based on FY24 Actuals-to-date @ 4/30/24
56000 · Supplies	34,000	35,000	1,000	+ 2.9 %	Based on FY24 Actuals-to-date @ 4/30/24
57000 · Repairs & Maintenance	53,000	48,500	(4,500)	- 8.5 %	Janitorial now in-house; Based on FY24 Actuals-to-date @ 4/30/24
58000 · Communications Exp.	45,300	52,550	7,250	+ 16.0 %	Cells, Radios+WIFI, GPS; NFI Connect, Transloc; 8x8 Phone System; WWW Hosting
59000 · Travel, Training & Meetings	33,950	38,840	4,890	+ 14.4 %	6 staff x 2 trainings (RTAP reimbursed); + staff safety, mgt, tech training
60000 · Business Expenses	16,200	16,200	-	+ 0.0 %	Based on FY24 Actuals-to-date @ 4/30/24
61000 · Advertising	39,409	41,400	1,991	+ 5.1 %	\$8K vehicle graphics; remainder: 64% marketing, 30% employment, 6% legal ads
62000 · Marketing & Promotion	22,000	22,000	-	+ 0.0 %	Based on FY24 Actuals-to-date @ 4/30/24
63000 · Printing & Reproduction	19,000	18,000	(1,000)	- 5.3 %	Based on FY24 Actuals-to-date @ 4/30/24
64000 · Fuel Expense	500,000	450,000	(50,000)	- 10.0 %	ICEB: \$.60/mi, 375K mi; ICEVan+Support: \$.25/mi, 450K mi; BEB: \$.30/mi, 350K mi
65000 · Vehicle Maintenance	187,500	194,000	6,500	+ 3.5 %	BEB compressors + new BEBs; Based on FY24 Actuals-to-date @ 4/30/24
69500 · Contribution to Fund Balance	70,000	48,035	(21,966)	- 31.4 %	Transfer to FY25 Facilities Fund Income
Total Expenses	\$ 4,481,664	\$ 4,810,425	\$ 328,761	+ 7.3 %	
Net Surplus (Deficit)	\$ -	\$ -	\$ -	+ 0.0 %	
Total Expenses Excluding 69500	\$ 4,411,664	\$ 4,762,390	\$ 350,726	+ 7.9 %	

	FY24	FY25	\$ Change	% Change	Comments
Income					
41102 · FTA - 5339b Awards	\$ 672,000	\$ 560,000	\$ (112,000)	-17%	2 LD BEBs + Charger (\$560K)
41102 · FTA - 5339c Awards		-	-	0%	
41103 · CARES Awards		-	-	0%	
41103 · FTA - 5339b BusTech Awards	-	-	-	0%	
42XXX · ID-DEQ VW Mitigation		-	-	0%	
42301 · Fares - Vanpool	-	-	-	0%	
43000 · Local Funding	-	344,900	344,900	0%	FY25 JPs+ Local Funding
48000 · Use of Reserve Cash		-	-	0%	
49000 · Interest Earned	1,000	1,000	-	0%	
49800 · Excess Op. Reserves/Transfers		-	-	0%	
49900 · Miscellaneous: Asset Disposal	10,000	10,000	-	0%	2 Vans to be sold
Total Income	\$ 683,000	\$ 915,900	\$ 232,900	34%	
Expenses					
68050 · Support Vehicles	\$ 15,000	\$ -	\$ (15,000)	-100%	
68100 · Vans & LD Buses	840,000	690,000	(150,000)	-18%	2 LD BEBs
68200 · MD & HD Buses	-	-	-	0%	
68300 · Refurbished/Used Buses	-	-	-	0%	
68500 · Technology	-	-	-	0%	
68Q00 · BEB Charging Infrastructure	-	10,000	10,000	0%	LD BEBs Charger(s)
54000 · Shop Equipment	17,000	17,000	-	0%	17k BEB Tooling
Total Expenses	\$ 872,000	\$ 717,000	\$ (155,000)	-18%	
Net Surplus (Deficit)	\$ (189,000)	\$ 198,900	\$ 387,900	-205%	

	FY24	FY25	\$ Change	% Change	Comments
Income					
41106 · Federal Funding - Facility	\$ 4,997,000	\$ 2,640,000	\$ (2,357,000)	-47%	Continuing drawdown of \$4.837M 5339b Facilities Grant
41600 · Federal Funding - Low No		-	-	0%	
41601 · Federal Funding - Bus Stops	-	-	-	0%	
43000 · Local Funding	1,200,000	660,000	(540,000)	-45%	Continuing application of JPs/ASB's \$1.01M funding
47000 · Use of Reserve Cash			-	0%	
48000 · Transfers	-	-	-	0%	
49000 · Interest Earned	100	12,000	11,900	11900%	Based on Fund Balance & Prevailing rates
50000 · Excess Operating Reserves	70,000	48,035	(21,966)	-31%	FY25 Excess Operating Funds
Total Income	\$ 6,267,100	\$ 3,360,035	\$ (2,907,066)	-46%	
Expenses					
66xxx · BEB Infrastructure Construction	\$ 200,000	\$ -	\$ (200,000)	-100%	
66200 · BVU Facility: Construction/Land	6,046,250	3,300,000	(2,746,250)	-45%	Ongoing construction of new Bellevue BEB Facility
66300 · BVU Facility: Design/Plan	-	-	-	0%	
66400 · BVU Facility: Upgrades	10,000	20,000	10,000	100%	Miscellaneous improvements/refurbishments
66500 · KCH Facility: Upgrades	110,000	50,000	(60,000)	-55%	Miscellaneous improvements/refurbishments
Total Expenses	\$ 6,366,250	\$ 3,370,000	\$ (2,996,250)	-47%	
Net Surplus (Deficit)	\$ (99,150)	\$ (9,966)	\$ 89,185	-90%	

Mountain Rides Staff Report

Date:

Staff Member:

Department:

Department Highlights from the Previous Month:

The Maintenance team continue taking PTO and keeping up with the daily maintenance.

Progress on projects/initiatives:

We continue moving along with the Bellevue expansion. This week Sierra Fina will start concrete mobilization. The first footing concrete will be pour by June 29th.

Challenges/ Opportunities:

Maintenance team still waiting for the new compressor, there was a delay on the build of the motor. According to the sales person the compressor should be on the way here.

Mountain Rides Staff Report

Date: 06/20/2024

Staff Member: Kim MacPherson

Department: Community Transportation Services

Department Highlights from the Previous Month:

The Silver Route for summer will begin on June 29th and run every day until September 8th from Sun Valley Village to River Run.
Eric Humbach installed a bench at the Main & Myrtle bus stop in front of the Marriott. We have received some nice phone calls from elderly riders thanking us for doing that.

Progress on projects/initiatives:

We are still waiting news on the grant for the St. Luke's Magic Valley CHIF grant for the NEMT funding.

Working on the ADA and NEMT scheduling. We have a steady group of riders using the service each week.

Challenges/ Opportunities:

Working with local restaurants for a possible late-night van service for employees.
I set up a meeting and invited most of the restaurants in Ketchum to give feedback about they would need for their late - night workers. As I walked around town the week before the meeting and dropped off flyers, there was a lot of enthusiasm for this option. Recruiting drivers would still be a problem due to people wanting to have a drink after work, or having a DUI and cannot drive, etc. The turnout at the meeting was disappointing.
I will try and hold another this summer at some point.

Working on a plan for Airport service.

Mountain Rides Staff Report

Date:

Staff Member:

Department:

Department Highlights from the Previous Month:

Drivers are taking the necessary PTO, and that will continue through the summer months so they burn their time off before the winter season. The kids are out of school, so that problem will subside for now and the 3:00 pm riders can ride in peace again.

Progress on projects/initiatives:

The construction in Ketchum is becoming problematic, with road closures changing our route every couple of weeks without notice. We are currently without our Albertsons stop in Hailey due to unannounced construction. People seem to be adapting.

Challenges/ Opportunities:

We have an issue with a young rider in Elkhorn who is using racial slurs on the bus. I am working in coordination with SVPD to alleviate this issue and trespassing for the 13 year old who has been harassing a passenger for a while now (we are just finding out about this).

Mountain Rides Staff Report

Date:

Staff Member:

Department:

Department Highlights from the Previous Month:

Vehicle Maintenance expenses, and Fuel Expenses some of our largest expenses, continue to be under budget through April 2024

Progress on projects/initiatives:

FY2025 budget process is underway and 1st draft of the budget will be brought to committees in July.

Challenges/ Opportunities:

Liability insurance through ICRMP will have a 40% increase in premiums in fiscal year 2025 that amounts to an increase of \$73,698. This was unexpected and might add challenges to the FY2025 budget.

Mountain Rides Staff Report

Date: June 20, 2024

Staff Member: Wally Morgus, Executive Director

Department: Executive Director / Administration

Department Highlights from the Previous Month:

- Construction of MRTA's new Bellevue BEB Facility by EKC, Inc. underway, May 13, 2024.
- FY25 Funding Requests submitted to: City of Sun Valley (\$466,000, +3.5% Y-o-Y), City of Hailey (\$99,500, +3.6% Y-o-Y), City of Bellevue (\$13,000, +8.3% Y-o-Y), May 21, 2024.
- FY25/26 Grant Awards -- 5311 Operating:\$5.193M; 5339b Capital: \$640K; 5311 CARES: \$350K -- officially awarded by ITD Board, May 16,2024. All awards are authorized for spending over fiscal years 2025 and 2026.
- Continuing discussions with Harry Griffith, coordinator, re: Mountain Rides' role in planning and executing the transportation plan for the 2025 World Cup Skiing Finals, March 2025.

Progress on projects/initiatives:

See above, and:

63% of fixed route service miles in Apr 2024 were powered by battery electric: 31,150 battery electric miles; 18,070 diesel fuel miles; 49,220 total service miles. (Compare to: 58% of fixed route service miles in Mar 2024 having been powered by battery electric: 34,469 battery electric miles; 24,642 diesel fuel miles; 59,111 total service miles.)

Through the use of BEBs, instead of ICBs, in Apr 2024, MRTA eliminated ~70 tons of GHG emissions.

Challenges/ Opportunities:

Construction of new Bellevue BEB facility.

RAISE Grant-funded transit infrastructure along SH-75, mid-valley.

Transit infrastructure build-out, including funding for same.

Fleet electrification.

Mobility options for underserved neighborhoods (in the cities and county).

Long-term capital investment plan, including underwriting thereof.

Continuation (or not) of MRTA's zero-fare policy.

Workforce recruiting, hiring, development, compensation, housing.

Optimizing routes, routing, and bus schedules.

MRTA Vision 2030 (Journey 2030?) Long-term Plan.

Mountain Rides Agenda Discussion Item Summary

Date:

From:

Discussion Item:

Committee Review: yes
 no

Committee Purview:

Fiscal Impact:

Related Policy or Procedural Impact:

Background:

Mountain Rides Agenda Discussion Item Summary

Date:

From:

Discussion Item:

Committee Review: yes
 no

Committee Purview:

Fiscal Impact:

Related Policy or Procedural Impact:

Background:

Local organizers for the WCF2025 Event (Mar 20-27, 2025) have asked Mountain Rides to provide transportation planning, oversight, contracting of charter services, and bus/van service in support of this community event.

We are in the early stages of transportation planning for the Event, with Kim and Wally spearheading the effort for Mountain Rides.

Mountain Rides Agenda Discussion Item Summary

Date:

June 20, 2024

From:

MRTA Board of Directors

Discussion Item:

7. Items of Interest to the Members

Committee Review:

- yes
- no

Committee
Purview:

Fiscal Impact:

Related Policy or
Procedural Impact:

Background:

The Members may discuss any item(s) of interest.